

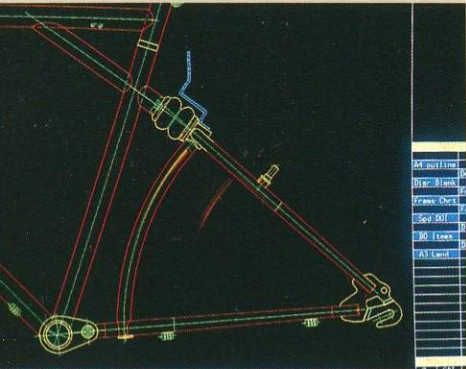


THE '96 CATALOGUE

W H Y R A L E I G H ?

THE DESIGN


At Raleigh, we don't take bike design lightly. All our bikes are designed for a specific task, whether it be the thrill of Mountain Biking or Country Cruising. Every new model is developed into a prototype using CAD (computer aided design). It's then put through its paces in a series of gruelling tests. Checking advanced frame geometries, equipment and componentry to make sure Raleigh bikes perform in all conditions and all situations. These tests are so demanding, that all Raleigh bikes exceed British Safety Standards.



THE BUILD

Revolutionary design goes hand in hand with advanced technologies in manufacture. Every frame we make has precise geometries and consistent joints, thanks to the laser tube cutting and programmable welding methods we employ. Meaning our bikes are built to last a lifetime of use.

It's equally important to make sure componentry lives up to the quality of build. Only the best components make up Raleigh bikes, like Shimano gearing and transmission systems



and Gripshift, the latest gear change technology.

You'll find many bikes in this catalogue fitted with Gripshift as standard, providing reliable, responsive and precise gear shifting. Simply put, we believe Gripshift offers so much more in shifting comfort and performance.



As for appearance, Raleigh bikes keep their looks longer. The secret is in the preparation. First we treat our bikes to a unique multi-stage cleaning and priming process, with a special anti-corrosion dip. Then we apply up to four layers of paint. The result is a finish that looks fantastic, won't rust, and is guaranteed against corrosion for a full 15 years.

Some Raleigh bikes feature 'Reflex' - a unique and innovative new paint finish. Its reflective sheen and vibrancy of colour really grabs the imagination. "Reflex" also reflects back direct light such as car headlights at up to 200 metres. So you'll attract attention by day - and by night.

(Always remember, it is a legal requirement to use lights when riding at night.)

THE PERFORMANCE

For performance, we take our lead from the professionals. Who better to put our bikes through their paces than Barrie Clarke, the current British Mountain Bike Champion and other Team Raleigh riders. Their feedback





has helped shape the new range for 1996. Raleigh bikes have earned respect worldwide. From serious race-proven models to bikes for sheer enjoyment - the Raleigh range suits all environments and all types of people.

THE NAME

Raleigh goes from strength to strength. A name that has dominated the bicycle world for over 100 years, is constantly evolving. Always seeking to better its performance. Setting new standards in design and innovation. Whilst still offering the choice, quality and value you expect from the leading name in bicycles. From Nottingham, England, the Raleigh tradition of excellence continues.



MAKING THE DECISION

This catalogue covers a large section of our range, but there's a whole lot more of Raleigh to discover. For separate catalogues on the M-Trax range of performance Mountain Bikes, Lightweight Touring bikes or Raleigh's extensive range of children's bikes, please call 0800 424567.

The best judge of our bikes is you, so give Raleigh a closer look. Visit your local Raleigh dealer to see the bikes at their best. Your dealer can help you find the model that's right for you and explain all about Raleigh's guaranteed after sales service.



C O N T E N T S

MAX
MOUNTAIN BIKES

3-8



MOUNTAIN BIKES

9-16



PIONEERS

17-21



CITY

22



RACE

23



GEOMETRIES

24

PARTS AND
ACCESSORIES


25-26



MAX

Ready to change the way you ride? Then go for the thrill of the new Raleigh MAX. This 10 strong series will really get your adrenalin pumping. Radical design, radical looks. Oversized, but not overweight. These bikes break all the rules. At the top, there's the new 7000 series Alu models with 'S' bend chainstays for stiffness and maximum tyre clearance, plus cable do-nuts as standard. Moving through the series to the dynamic new lightweight cromos and the super strength hi-tensile Ogres. Oversized frames and forks deliver MAXimum strength, MAXimum performance, MAXimum style. Revolutionary paint finishes in bold new colours are equally matched by striking value.

Designed and developed jointly with Raleigh USA, if you dare to be different, new Raleigh MAX will change the way you ride. Forever.





Top of the range, the MAX Alu II's lightweight Aluminium frame adds more power to your pedals. With Gripshift, Shimano STX and Alivio accessories, this bike challenges you to be really different!

FRAME New tig-welded 7005 fully heat-treated oversize Aluminium frame with 'S' bend chainstays. Taper blade cromoly forks
Sizes: 16" 17.5" 19.5" 21.5".

WHEELSET 2.1"Maxxis skinwall tyres with anodised silver Challenger 'V' profile alloy rims. Shimano Alivio alloy quick release hubs.
GEARS/BRAKES Shimano STX/Alivio mix 21 speed dual SIS - fully indexed gears. SRT300i Gripshift. Shimano Alivio alloy cantilever brake set.

EXTRAS Alloy hinged micro-adjust seat pin. Polished alloy twin-bolt clip on handlebar stem. Satin finish handlebars and cromoly bar ends. Toe clips and straps.

COLOUR Satin Usambara.

MAX ALU II



MAX ALU I

A bike that's radical and daring. Its super lightweight tig-welded and fully heat-treated oversize aluminium frame and Shimano Alivio transmission give a precise, balanced and lightweight ride.

FRAME New tig-welded 7005 fully heat-treated oversize Aluminium frame with 'S' bend chainstays. Taper blade cromoly forks
Sizes: 16" 17.5" 19.5" 21.5".

WHEELSET 2.1"Maxxis skinwall tyres with anodised silver Challenger 'V' profile alloy rims. Shimano Acera-X alloy quick release hubs.

GEARS/BRAKES Shimano Alivio 21 speed dual SIS - fully indexed gears. MRX100 Gripshift. Shimano Altus alloy cantilever brake set.

EXTRAS Alloy hinged micro-adjust seat pin. Polished alloy twin-bolt clip on handlebar stem. Satin finish handlebars and cromoly bar ends. Toe clips and straps.





MAX CROMO II

The **MAX Cromo II** leads the **Cromo** series. Its awesome **Shimano STX 21** speed gear system and **SRT300i Gripshift** make ascents and descents a breeze. Matching **grey tyres, grips and saddle** are a stylish touch to this demon.

FRAME New oversize tig-welded lightweight 4130 5-tube Cromoly frame with 'S' bend chainstays. Taper-blade forks Sizes: 16" 17.5" 19.5" 21.5".

WHEELSET 2.1"Raider tyres with anodised silver Challenger 'V' profile alloy rims. Shimano Alivio alloy quick release hubs.

GEARS/BRAKES Shimano STX/Alivio mix 21 speed dual SIS - fully indexed gears. SRT300i Gripshifters. Shimano Alivio alloy cantilever brake set.

EXTRAS Satin finish stem, handlebar and bar ends. Alloy micro-adjust seat pin with quick release seat clamp. Toe clips and straps. Matching grey tyres, grips and saddle.

COLOUR Iridescent Yellow or Cromica.

Cromica Option



MAX CROMO I

It's quick off the mark. It's sure in the dirt. The **Max Cromo I** boasts **Shimano Alivio 21** speed dual SIS - fully indexed gears with **Gripshift** built around a very light, very robust cromoly frame.

FRAME New oversize tig-welded lightweight 4130 5-tube Cromoly frame with 'S' bend chainstays. Taper-blade forks Sizes: 16" 17.5" 19.5" 21.5".

WHEELSET 2.1"Raider tyres with anodised silver Challenger 'V' profile alloy rims. Shimano Acera-X alloy quick release hubs.

GEARS/BRAKES Shimano Alivio 21 speed dual SIS - fully indexed gears. MRX100 Gripshift. Shimano Altus alloy cantilever brake set.

EXTRAS Satin finish stem, handlebar and bar ends. Alloy micro-adjust seat pin with quick release seat clamp. Toe clips and straps.

COLOUR Canadian Red.

MAX CROMO

The mean Max Cromo is new for '96. Its oversize tig-welded 4130 Cromoly frame with taper-blade forks, plus Shimano alloy hubs, and cantilever brakes, give maximum strength, ultimate stopping power and minimum weight.

FRAME New oversize tig-welded lightweight 4130 5-tube Cromoly frame with 'S' bend chainstays. Taper-blade forks Sizes: 16" 17.5" 19.5" 21.5".

WHEELSET 2.1" Raider tyres with anodised silver Challenger 'V' profile alloy rims. Shimano Altus alloy hubs.

GEARS/BRAKES Shimano Altus 21 speed dual SIS - fully indexed gears. New Shimano EZ - Fire STI shifters. Shimano Altus cantilever brake set.

EXTRAS Satin finish stem, handlebar and bar ends. Alloy seat pin with quick release seat clamp. Toe clips and straps.

COLOUR Canadian Purple.



MAX OGRE 21 EZ

Heading up the MAX Ogre range, the 21 EZ has super-efficient Shimano Altus 21 speed fully-indexed gears and new Shimano EZ-Fire STI shifting. As for looks... it's absolutely wicked!

FRAME Mega oversize hi-tensile frame with fat forks Sizes: 16" 18" 20" 22".

WHEELSET 2.1" Raider tyres. Alloy hubs. Alloy mill finish rims.

GEARS Shimano Altus 21 speed dual SIS - fully indexed gears. New Shimano EZ-Fire STI shifters/brake levers. Alloy cantilever brakes.

EXTRAS Bar-ends. Quick release seat clamp. Matching grey tyres, grips and saddle.

COLOUR Satin Blue.





MAX OGRE 18 G

Shimano 18 speed dual SIS - fully indexed gears, Gripshift gear changers, a wicked green frame and fat forks...if you love lots of attention, this is a bike you've got to be seen on.

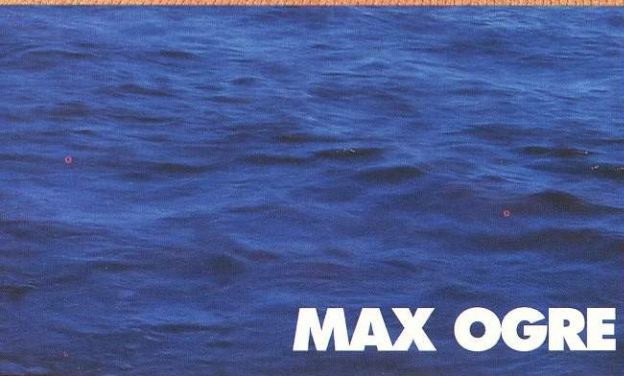
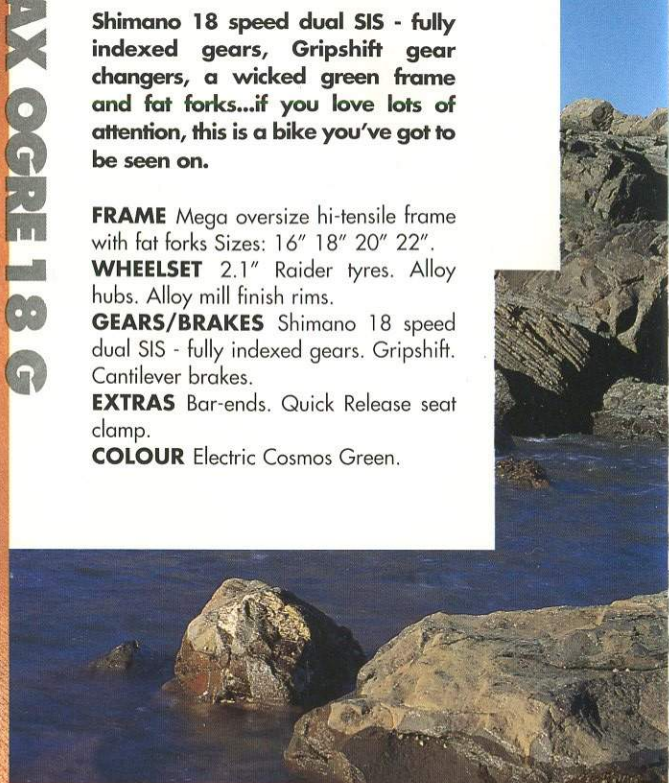
FRAME Mega oversize hi-tensile frame with fat forks Sizes: 16" 18" 20" 22".

WHEELSET 2.1" Raider tyres. Alloy hubs. Alloy mill finish rims.

GEARS/BRAKES Shimano 18 speed dual SIS - fully indexed gears. Gripshift. Cantilever brakes.

EXTRAS Bar-ends. Quick Release seat clamp.

COLOUR Electric Cosmos Green.



MAX OGRE 15



Go for maximum effect with the Ogre 15's Mega oversize hi-tensile frame with fat forks. Unique 'Reflex' reflective paint adds depth of colour, and an extra dimension to the fun of this rugged bike.

FRAME Mega oversize hi-tensile frame with fat forks Sizes: 16" 18" 20" 22".

WHEELSET 2.1" Raider tyres. Alloy hubs. Alloy mill finish rims.

GEARS/BRAKES Shimano 15 speed indexed gears. Shimano thumbshifter controls. Cantilever brakes.

EXTRAS Bar-ends. Quick release seat clamp.

COLOUR Unique 'Reflex' Silver reflective paint.



MAX 15 GS



One turn and you have faster and more positive shifts, thanks to Gripshift gear changers. Turn mountains into molehills with the mega MAX 15 GS in deadly Gloss Black.

FRAME Mega oversize hi-tensile frame with fat forks Sizes: 16" 18" 20" 22".

WHEELSET 2.1" Raider tyres. Alloy hubs. Alloy mill finish rims.

GEARS/BRAKES Shimano 15 speed indexed gears. Gripshift. Cantilever brakes.

EXTRAS Bar-ends. Quick release seat clamp.

COLOUR Gloss Black .



MAX 15 GS

A special women's version of the Max 15GS. With all the same high quality standards and accessories, just different size frames and in Usambara. A great bike to get you noticed!

FRAME Mega oversize hi-tensile frame with fat forks Sizes: 16" 18" 20".

WHEELSET 2.1" Raider tyres. Alloy hubs. Alloy mill finish rims.

GEARS/BRAKES Shimano 15 speed indexed gears. Gripshift. Cantilever brakes.

EXTRAS Bar-ends.


COLOUR Usambara.

WILDCOUNTRY BIKES

No trail is too rocky, no track too muddy for this exciting range of MTBs. Don't let stylish, understated good looks fool you, these bikes are built for lots of hard riding.

Underneath lies a superb quality Cromoly frame, similar to that developed for the 1996 Raleigh M-Trax performance range. It's lightweight, stiff and very responsive with features like 'S' bend chainstays and cable do-nuts as standard. On top, there's a quality component package from Shimano and Gripshift giving a more positive ride. Take soaring climbs with ease - breathtaking downhill with more control. But with new 'Soft-ride' saddles and comfortable handlebar grips, these bikes also soak up the bumps, so you can take the rough more smoothly.

A great range of MTBs that really set the pace - even in the most punishing conditions.



With its sizzling Shimano Altus 21 speed gears and EZ-Fire STI shifters, you can burn up and down the toughest terrain on the Equator. A special version is available for women.

FRAME New semi-oversize tig-welded 4130 cromoly frame with taper blade forks Mens: 16" 17.5" 19.5" 21.5" Womens: 16" 19".

WHEELSET 2.1" Raider tyres with anodised silver low profile alloy rims. Alloy hubs.

GEARS/BRAKES Shimano Altus 21 speed dual SIS - fully indexed gears. New Shimano EZ-Fire STI shifters. Alloy cantilever brakes & 2 finger levers.

EXTRAS New Soft-ride saddle. Satin finish handlebar and stems. Supersoft handlebar grips. Alloy micro-adjust seat pin and quick release seat clamp. Toe-clip & strap compatible pedals.

COLOUR Mirror Red.

EQUATOR





Discover your sense of adventure with Amazon. Sporting Shimano Acera-X transmission plus Gripshift, it's light and agile enough to carry you through the densest forest with ultimate ease.

FRAME New semi-oversize tig-welded 4130 cromoly frames with taper blade forks. Sizes: 16" 17.5" 19.5" 21.5"

WHEELSET 2.1" Raider tyres with anodised silver low profile alloy rims. Shimano Altus alloy hubs.

Gears/Brakes Shimano Acera-X 21 speed dual SIS - fully indexed gears. MRX100 Gripshift gear shifters. Shimano Altus cantilever brakes.

Extras New Soft-ride saddle. Satin finish handlebar and stem. Supersoft handlebar grips. Alloy micro-adjust seat pin with quick release seat clamp. Toe-clip & strap compatible pedals.

Colour Mirror Green.

AMAZON



Exodus powers you through the toughest terrain. There's everything you'd expect from a top bike: Shimano Alivio and Acera-X components, Gripshift and satin finish bar-ends.

FRAME New semi-oversize tig-welded 4130 cromoly frames with taper blade forks: Sizes: 16" 17.5" 19.5" 21.5"

WHEELSET 2.1" Raider tyres with anodised silver low profile alloy rims. Shimano Acera-X alloy quick release hubs.

GEARS/BRAKES Shimano Alivio 21 speed dual SIS - fully indexed gears. MRX100 Gripshift. Shimano Acera-X cantilever brakes.

EXTRAS New Soft-ride saddle. Satin finish handlebar, stem & bar-ends. Supersoft handlebar grips. Alloy micro-adjust seat pin. Toe-clip & strap compatible pedals.

COLOUR Satin Titano.

EXODUS

FRONTIER

There's no place the Frontier can't take you. There's all the strength of its semi-oversize tig-welded cromoly frame. All the comfort of its Soft-ride saddle and supersoft grips. Plus there's a special version for women.

FRAME New semi-oversize tig-welded 4130 cromoly frames with taper blade forks. Mens: 16" 17.5" 19.5" 21.5" Womens: 16" 19".

WHEELSET 2.1"Raider tyres with anodised silver low profile alloy rims. Alloy hubs.

GEARS/BRAKES Shimano 18 speed dual SIS - fully indexed gears. Gripshift. Cantilever brakes & 2 finger levers.

EXTRAS New Soft-ride saddle. Satin finish handlebar and stems. Supersoft handlebar grips. Alloy seat pin with quick release clamps. Toe-clip & strap compatible pedals.



Live to ride. Ride to live. You want out and out performance, but not at any price. So ride for thrills with this value for money MTB range. These are fantastic entry level mountain bikes, with superb handling on and off road.

Topping the range, the Activator GS with advanced new suspension technologies gives a scorching performance on the rough.

Elsewhere, a great value range of mountain bikes - with no compromise on components. Raleigh only specify the best - frames that are strong, paint finishes that look good, and wear hard. Indexed gears for effortless changing, wide section tyres on alloy rims and cantilever brakes for extra stopping power.

Check out the range - there are few bikes that can offer so much for so little.

ACTIVATOR GS SPECIAL EDITION

The rockiest ride - no problem. Activator GS Special Edition features our Formula One developed MCU suspension system and the latest Suntour Duo track 7006 elastomer suspension fork. Gripshift makes for easy, positive changes.

FRAME Raleigh MCU Elastomer suspension frame with Suntour Duo track 7006 suspension fork. Sizes: 16" 18" 19.5" 21"

WHEELSET 2.1" Raider tyres. Mill finish alloy rims. Alloy hubs.

GEARS/BRAKES Shimano 18 speed indexed gears with Gripshift.

EXTRAS Bar-ends.

COLOUR Satin Black.



* Also available is the Activator GS. Your Raleigh dealer can provide details of this model.

ACTIVATOR 15

Take the rough off the road with the Activator 15. Advanced suspension gives its performance the edge. Unique 'Reflex' paintwork adds style and safety to this challenging bike.

FRAME Raleigh MTB frame with "Synchro-Shock" suspension fork system Sizes: 16" 18" 19.5" 21".
WHEELSET 2.1"Raider tyres. Alloy hubs.
GEARS/BRAKES Shimano 15 speed indexed gears. Gripshift.
EXTRAS Bar-ends.
COLOUR Unique Reflex Granite.



Sharp looks from the Stratos 18 with its matching grey tyres, grips and saddle. And sharp gear changes with Gripshift. Stratos 18 also features Bar ends for different riding positions.

FRAME Raleigh MTB frame with 'energiser seat stays' Sizes: 16" 18" 19.5" 21" 23".
WHEELSET 2.1"Raider tyres. Alloy mill finish rims. Alloy hubs.
GEARS/BRAKES Shimano 18 speed - indexed gears. Gripshift. Cantilever brakes.
EXTRAS Bar-ends. Matching grey tyres and grips.
COLOUR Canadian Indigo.

STRATOS



BOULDER

Ride on the rocky side with Boulder. 'Energiser seat stays' offer stiffer, flex-free braking. Gripshift makes for easier, more positive gear changes.

FRAME Raleigh MTB frame with 'energiser seat stays' Sizes: 14" with 24" wheels 16" 18" 19.5" 21" 23" with 26" wheels.
WHEELSET 2.1"Raider tyres. Alloy mill finish rims. Alloy hubs.
GEARS/BRAKES Shimano 15 speed - fully indexed gears. Gripshift. Cantilever brakes.
EXTRAS Bar-ends.
COLOUR Gloss Black.



The Cyclone is a whirlwind on and off-road. Its Raleigh frame offers great responsiveness and handling. Lightweight alloy rims and cantilever brakes make light work of most terrains.

Frame Raleigh MTB frame with 'energiser seat stays'
 Sizes: 14" with 24" wheels 16" 18" 19.5" 21" 23" with 26" wheels.

Wheelset 2.1"Raider tyres. Alloy mill finish rims. Alloy hubs.

Gears/Brakes Shimano 15 speed - indexed gears. Shimano thumbshift controls. Cantilever brakes.

Extras Satin finish bar ends.

Colour Ice Purple or Electric Red.



BREAKER

If you've got attitude, get a Breaker. It's, wild, different with its crazy graphics. But right down to earth with Shimano thumbshifters for easy gear shifting.

FRAME Raleigh MTB frame. Sizes: 16" 18" 19.5" 21" 23" with 26" wheels.

WHEELSET 2.1"Raider tyres. Alloy mill finish rims. Alloy hubs.

GEARS/BRAKES Shimano 18 speed - fully indexed gears. Shimano thumbshifter controls. Cantilever brakes.

COLOUR Granite.




If you're going the distance, you want a bike that feels good to ride all the way. That's why this series puts comfort, control and performance top of the list. Unique design features for female proportions, mean you and your bike can take on the toughest terrain. Correct reach, efficient body placement and broader, moulded saddles add to a more comfortable and responsive ride. But that's where the difference ends.

There's the same high value performance features as other Raleigh bikes. Look out for standards like index gearing, powerful cantilever brakes and wide section tyres on alloy rims.

Some models also offer bar ends for different ride positions and the latest Gripshifts for faster gear changes.

Now you're equally matched on performance, hit the trail!



Whip up a storm with Monsoon. It has super-light alloy rims and hubs, 15 Gripshift controlled gears for easy gear changing. Create maximum impact with the Monsoon's striking colour.

FRAME Raleigh women's hi-tensile MTB frame Sizes: 14" with 24" wheels 16" 18" 20" 21.5" with 26" wheels.

WHEELSET 1.75 Gumwall tyres with centre ridge. Alloy mill finish rims. Alloy hubs.

GEARS/BRAKES Shimano 15 speed - indexed gears. Gripshift gear shifters. Cantilever brakes.

COLOUR Aqua-Pink Fusion.

MONSOON



Stratos is stylish with matching grey tyres, grips and saddle. Thanks to its Gripshift, it's also swift on gear shifting. Complete with Bar ends for different riding positions.

FRAME Raleigh women's hi-tensile MTB frame
Sizes: 16" 18" 20" with 26" wheels.

WHEELSET 2.1"Raider tyres. Alloy mill finish rims. Alloy hubs.

GEARS/BRAKES Shimano 18 speed - indexed gears. Gripshift gear shifters. Cantilever brakes.

EXTRAS Painted bar-ends. Matching grey tyres, Grips and saddle.

COLOUR Canadian Indigo.



Light on its wheels, thanks to alloy rims and hubs. And sporting a semi-raised handlebar for better control off-road - there's nothing puzzling about Enigma's performance.

FRAME Raleigh women's hi-tensile MTB frame.
Sizes: 14" with 24" wheels 16" 18" 20" 21.5" with 26" wheels.

WHEELSET 2.1"Raider tyres. Alloy mill finish rims. Alloy hubs.

GEARS/BRAKES Shimano 10 speed - indexed gears. Shimano thumbshifter controls. Cantilever brakes.

EXTRAS Semi-raised handlebar.

COLOUR Thunder Vapour.



OASIS

There's strength and comfort in Raleigh's MTB frame with 'Power Blade' forks. Stylish Oasis also has thumbshift controls for easy gear shifts and cantilever brakes for sure stopping.

FRAME Raleigh women's hi-tensile MTB frame. Size: 14" with 24" wheels 16" 18" 20" with 26" wheels.

WHEELSET 2.1"Raider tyres Alloy mill finish rims.

GEARS/BRAKES Shimano 5 speed - indexed gears. Shimano thumbshifter controls. Cantilever brakes.

COLOUR Turquoise Metallic.





Blueridge puts comfort top of the list with its sprung saddle, supersoft grips and semi-raised handlebars. Gripshift and semi-slick tyres make riding a whole lot easier.

FRAME Raleigh women's hi-tensile MTB frame. Sizes: 16" 18" 20" 21.5" with 26" wheels.

WHEELSET 1.75" Gumwall tyres with centre ridge. Alloy mill finish rims. Alloy hubs.

GEARS/BRAKES Shimano 10 speed - indexed gears. Gripshift gear shifters. Cantilever brakes.

EXTRAS Sprung saddle. Supersoft grips. Semi-raised handlebar.

COLOUR Ravine Haze.



Built for comfort, Redwood is great fun to ride with its sprung saddle, supersoft grips and semi-raised handlebars. Gear changing is made easy with Gripshift.

FRAME Raleigh women's hi-tensile MTB frame. Sizes: 16" 18" 20" 21.5" with 26" wheels.

WHEELSET 1.75" Gumwall tyres with centre ridge. Alloy mill finish rims. Alloy hubs.

GEARS/BRAKES Shimano 5 speed - indexed gears. Gripshift gear shifters. Cantilever brakes.

EXTRAS Sprung saddle. Supersoft grips. Semi-raised handlebar.

COLOUR Iridescent Redwood.

REDWOOD

Discover the pleasures of cycling with Raleigh Pioneer. It's a range that combines comfort with practicality, and all the latest technology with classic good looks. Urban landscape or country trail, there's a bike for all reasons in the Pioneer range.



With its new semi-oversized tig-welded 4130 cromoly lightweight frame, the Trail has all the strength to tackle the rough. But lightweight wheels and tyres give it the advantage of ease and speed on the road. A genuine hybrid, the Trail gives you the best of both worlds - rugged mountain bike looks and technology combined with the comfort of an active suspension saddle and gel grips.

Let the Trail 21 take you there in style. It boasts Shimano Altus alloy components and Gripshift for lightness and speed. Plus the convenience of a quick release front wheel. Special version available for women.

FRAME New semi-oversize tig-welded 4130 cromoly frame & unicrown fork. Mens: 19" 21" 23" Womens: 17" 19" 21".

WHEELSET 'Town/Trail' skinwall tyres. Alloy anodised silver rims. Shimano Altus alloy hubs - Quick Release front.

GEARS/BRAKES Shimano Altus 21 speed dual SIS - fully indexed gears. Gripshift. Alloy brake levers. Shimano alloy cantilever brakes.

EXTRAS New HDF Elastomer suspension saddle. Gel grips. Satin finish handlebar and stem. Alloy micro-adjust seat pin. Quick Release seat clamp.

COLOUR Mirror Green.





The ultimate bike in the series, the Trail Alivio. Sporting standards like Gripshift gear changers, Elastomer suspension saddle and gel grips. Plus first class Shimano Alivio components. This is a bike for serious trail riding.

FRAME New semi-oversize tig-welded 4130 cromoly frames & unicrown forks. Mens: 19" 21" 23" .

WHEELSET 'Town/Trail' skinwall tyres. Alloy anodised silver rims. Shimano Alivio alloy hubs - Quick Release front & rear.

GEARS/BRAKES Shimano Alivio 21 speed dual SIS - fully indexed gears. Gripshift. Alloy brake levers. Shimano alloy cantilever brakes.

EXTRAS New HDF Elastomer suspension saddle. Gel grips. Satin finish handlebar and stems. Alloy micro-adjust seat pin. Quick release seat clamp.

COLOUR Cromica.

TRAIL ALIVIO



The superb Trail 18 is at home on and off road. Alloy accessories make this bike super light and Shimano 18 speed gears with Gripshift mean faster changes. Special frame available for women.

FRAME New semi-oversize tig-welded 4130 cromoly frame & unicrown fork. Mens: 19" 21" 23" Womens: 17" 19" 21" .

WHEELSET 'Town/Trail' skinwall tyres. Alloy anodised silver rims. Alloy hubs.

GEARS/BRAKES Shimano 18 speed dual SIS - fully indexed gears. Gripshift. Alloy brake levers. Alloy cantilever brakes.

EXTRAS New HDF Elastomer suspension saddle. Gel grips. Satin finish handlebar and stem. Alloy seat pin.

COLOUR Mirror Red.



TRAIL 18

Luxury, comfort and attention to detail are characteristics of the Jaguar series. Frames for '96 are new lightweight semi-oversize tig-welded 4130 cromoly with unicrown forks. The quality specifications are completed by genuinely comfortable saddles, gel handlebar grips and Gripshift throughout.

At the top of the range, the Jaguar 18G is built for comfort and quality performance. There's all the extras you'd expect from a top bike: Shimano 18 speed gears, Gripshift, alloy levers and sprung saddle. Only available in a men's model.

FRAME New semi-oversize tig-welded 4130 cromoly frame & unicrown forks. Mens: 19" 21" 23".

WHEELSET 'Town/Trail' skinwall tyres. Alloy anodised silver rims. Alloy hubs.

GEARS/BRAKES Shimano 18 speed dual SIS - fully indexed gears. Gripshift. Alloy brake levers. Alloy cantilever brakes.

EXTRAS Alloy micro-adjust seat pin. Quick release seat clamp. Sprung saddle. Semi-raised handlebar and stem. Gel grips. Chromoplastic tinted mudguards. Inflator. Alloy rear carrier.

COLOUR Iridescent Blue.



JAGUAR 18

A stylish, elegant bike available in versions for men and women. Gripshift controlled gears, sprung 'comfort' saddle and alloy brake levers give the Jaguar 12 the edge when it comes to on or off road performance.

FRAME New semi-oversize tig-welded 4130 cromoly frames & unicrown forks. Mens: 19" 21" 23" Womens: 17" 19" 21".

WHEELSET 'Town/Trail' skinwall tyres. Alloy anodised silver rims. Alloy hubs.

GEARS/BRAKES Shimano 12 speed - indexed gears. Gripshift. Alloy brake levers. Alloy cantilever brakes.

EXTRAS Sprung saddle. Semi-raised handlebar and stem. Gel grips. Chromoplastic tinted mudguards. Inflator. Alloy rear carrier.

COLOUR Iridescent Green/Purple.

JAGUAR 12

* Also available in this Jaguar series is the Jaguar 6 available for ladies only. Your Raleigh dealer can provide details of this model.



PIONEER CLASSIC

Ideal for everyday commuting and weekend riding. Pioneer Classics now have a new semi-oversize stylish frame for a sturdier look and feel, without adding extra weight. Standards like mudguards, an inflator and cantilever brakes add practicality to this great value bike.

The Classic 15 GS heads the Classic series. A bike with a wealth of standard equipment. And lots of extras, including Shimano 15 speed indexed gears and Gripshift for easy accurate gear shifts. Available for both men and women.

FRAME New semi-oversize welded frame & unicrown forks. Mens: 19" 21" 23" Womens: 17" 19" 21".

WHEELSET 700c 'Country Cruiser' tyres. Alloy mill finish rims. Alloy hubs.

GEARS/BRAKES Shimano 15 speed - fully indexed gears. Gripshifters. Cantilever brakes.

EXTRAS Soft-ride saddle. Semi-raised handlebar and stem. Mudguards and inflator. Rear carrier.

COLOUR Canadian Usambara.



CLASSIC 15 GS



CLASSIC DELUXE

Available for men and women, the versatile Classic DL features a super Soft-ride saddle, Shimano 10 speed gears, and the advantage of a rear carrier. A stylish bike finished in British Racing Green.


FRAME New semi-oversize Pioneer frame & unicrown forks. Mens: 19" 21" 23" Womens: 17" 19" 21".

WHEELSET 700c 'Country Cruiser' tyres. Alloy mill finish rims. Alloy hubs.

GEARS/BRAKES Shimano 10 speed - fully indexed gears. Shimano thumbshifter controls. Cantilever brakes.

EXTRAS Soft-ride saddle. Semi-raised handlebar and stem. Mudguards and inflator. Rear carrier.

COLOUR British Racing Green.



The Gents Classic 10 combines uncompromising strength and practicality. Thanks to its new semi-oversize frame, lightweight alloy wheels, and easy to change Shimano 10 speed gears.

FRAME New semi-oversize Pioneer frame & unicrown fork. Sizes: 19" 21" 23".

WHEELSET 700c 'Country Cruiser' tyres. Alloy mill finish rims. Alloy hubs.

GEARS/BRAKES Shimano 10 speed - fully indexed gears. Shimano thumbshifter controls. Cantilever brakes.

EXTRAS Comfortable padded saddle. Semi-raised handlebar and stem. Mudguards and inflator.

COLOUR Gloss Black.

CLASSIC 10



CLASSIC 5



Designed exclusively for women. The Classic 5 combines style, comfort and ease with its new semi-oversize steel frame, comfortable saddle, and 5 Shimano gears with thumbshifter controls.

FRAME New semi-oversize Pioneer frame & unicrown fork. Womens: 17" 19" 21".

WHEELSET 'Country Cruiser' tyres. Alloy mill finish rims. Alloy hubs.

GEARS/BRAKES Shimano 5 speed - indexed gears. Shimano thumbshifter controls. Cantilever brakes.

EXTRAS Comfortable saddle. Semi-raised handlebar and stem. Mudguards and inflator.

COLOUR Bermuda Blue.





Chiltern and Caprice are two of the best-loved bikes in the entire Raleigh range. They reflect all the traditional values of the Raleigh name: reliability, high standards of quality and classic design.

Designed with town travel in mind, the City range has a new stylish look and feel for '96. New semi-oversize welded steel frames combined with alloy rims, prop-stands, stems and brake levers mean more agile handling up and down city streets.

Ever popular and always in demand, the elegant City range holds great appeal for those who appreciate traditional design and elegant styling.

CHILTERN

The Chiltern is traditional, yet practical. On the men's model there's a new semi-oversize welded steel frame for a more responsive ride. On the women's, a special low step-over curved frame.

FRAME Semi-oversize welded steel frame (Mens) Low step-over curved frame (Womens).
 Sizes: 19" 21" 23" Womens: 17" 19" 21".

WHEELSET 700c Alloy rims.

GEARS/BRAKES 3 speed Sturmey Archer hub gears. Alloy brake levers.

EXTRAS Alloy prop stand. Alloy stem. Soft profiled grips. Deep section mudguards. Wraparound chainguard.

COLOUR Mens: British Racing Green.
 Womens: Deep Metallic Red.

CAPRICE

The special low step-over curved frame and alloy propstand, make shopping stops-offs easier. An attractive feature of the Caprice Shopper is the handy wicker basket. Perfect for trips into town.

FRAME Raleigh low step-over curved frame. Sizes: 17" 19" 21".

WHEELSET 700c Alloy rims.

GEARS/BRAKES 3 speed Sturmey Archer hub gears. Alloy brake levers.

EXTRAS Alloy prop stand. Alloy stem. Soft profiled grips. Wicker basket with leather straps. Colour-matched rear carrier and strap.

COLOUR Metallic Orchard

CITY

Experience the thrill of the Raleigh race ensemble. Responsive, lightweight frames that have been fine-tuned using CAD equipment, index gearing to control speed and efficiency, sleek stylish looks with unique anti-corrosion paint finishes. And race winning performance to power you into the lead.

RACE AQUILUS 14

Aquilus 14 gives super advanced performance with its strong, but lightweight frame, alloy handlebars and stem. It sports Shimano 14 speed indexed gears for easy and precise gear shifts, and a light wheel unit for fast changes.

FRAME

Tig-welded Cromoly racing frame. Unicrown forks and forged ends. Sizes: 21" 23.5" 25.

WHEELSET Alloy wheels. Quick release alloy hubs.

GEARS/BRAKES Shimano 14 speed - fully indexed gears.

EXTRAS Alloy handlebar and stem. Low profile pedals. Toe clips and straps. Waterbottle.

COLOUR Iridescent Yellow.



PHOENIX 12

The Phoenix 12 is a bike to set your pulse racing. It's frame, forks, handlebar and stems are strong, yet lightweight for advanced responsive performance. Shimano transmission offers precise and easy gear changing. Plus low profile pedals with toe clips and straps improve pedalling efficiency.

FRAME Tig-welded Cromoly racing frame. Unicrown forks and forged ends. Sizes: 21" 23.5" 25.

WHEELSET Alloy wheels. Quick release alloy front hub.

GEARS/BRAKES Shimano 12 speed - fully indexed gears.

EXTRAS Alloy handlebar and stem. Low profile pedals. Toe clips and straps.

COLOUR Mirror Cherry.



SIZING CHARTS

ADDITIONAL PRODUCT INFORMATION AND GLOSSARY OF TERMS

PUBLISHED AS A GUIDE ONLY

PIONEER

FRAME SIZE	INSIDE LEG RANGE	
	MENS	LADIES
17"	-	27-31"
19"	29-33"	29-33"
21"	30-34"	30-34"
23"	32-36"	-

RACE BIKES

FRAME SIZE	INSIDE LEG RANGE	
	MENS	LADIES
21"	29-33"	-
23.5"	32-36"	-
25"	34-38"	-

CITY BIKES

FRAME SIZE	INSIDE LEG RANGE	
	MENS	LADIES
17"	-	27-31"
19"	29-33"	29-33"
21"	30-34"	30-34"
23"	32-36"	-

MOUNTAIN BIKES

FRAME SIZE	INSIDE LEG RANGE	
	MENS	LADIES
14"	23-28"	23-28"
16"	26-31"	26-31"
17.5/18"	27-32"	27-32"
19/19.5"	28-33"	28-33"
20"	29-34"	29-34"
21/21.5"	30-35"	-
22/23"	32-37"	-

BUTTED FRAME TUBING

WHERE THE THICKNESS (OR GAUGE) OF A LENGTH OF FRAME TUBING IS GREATER AT EACH END TO PROVIDE STRENGTH, BECAUSE THIS IS THE AREA OF MAXIMUM STRESS, AND THINNER IN THE MID-SECTION FOR LIGHTNESS.

ENERGISER SEAT STAYS

THE SEAT STAY PROFILE GIVES EXTRA REAR FRAME TRIANGLE STRENGTH AND STIFFER, FLEX-FREE BRAKING.

ENSEMBLE

A COLLECTION OF COMPONENTS FROM A DESIGNATED GROUP BY THE SAME SUPPLIER. FOR INSTANCE THE SHIMANO ALIVIO - BRAKES, GEARS AND CHAINSET, SUCH A COLLECTION OF COMPONENTS HAVE BEEN DESIGNED TO WORK EFFICIENTLY AND EFFECTIVELY TOGETHER.

GEARS

GEARS ARE USED TO REDUCE THE EFFORT REQUIRED TO PEDAL. STURMEY ARCHER HUB GEARS ARE EASY TO USE AND VIRTUALLY MAINTENANCE FREE. WHERE A WIDER RANGE OF GEARS OR PERFORMANCE IS REQUIRED, THERE ARE DERAILLEUR GEARS WHICH PROVIDE BETWEEN 5 AND 21 GEARS TO COPE WITH A VARIETY OF TERRAINS. RALEIGH BIKES USE ONLY INDEXED DERAILLEUR GEARS WHICH PROVIDE GREATER EASE, SPEED AND ACCURACY WHEN CHANGING GEAR.

HANDLEBARS

RALEIGH OFFER YOU A CHOICE OF HANDLEBAR STYLES. THE SPORTY 'DROP' HANDLEBARS ON RACERS ENABLE THE RIDER TO ADOPT A LOW HAND POSITION AT SPEED OR A HIGH GRIP FOR CLIMBING HILLS. A SLIGHTLY RAISED BAR ON SOME PIONEERS, CITY BIKES AND MANY

CHILDREN'S BIKES ENABLES THE RIDER TO RIDE IN A MORE COMFORTABLE UPRIGHT POSITION. A FLATTER MOUNTAIN BIKE STYLE BAR OFFERS A MORE RESPONSIVE RIDING POSITION OVER A VARIETY OF TERRAINS.

GRIPSHIFT

THE LATEST AND VERY POPULAR GEAR CHANGER. HALF THE HANDLEBAR GRIP ROTATES (LIKE A MOTORBIKE THROTTLE) AND EACH MOVEMENT CORRESPONDS WITH A CHANGE IN THE GEAR.

INDEX GEARING SYSTEM

WHEN CHANGING GEAR, THE LEVER WILL CLICK AND THE CHAIN WILL MOVE INTO THE DESIRED POSITION ON THE REAR GEARING SPROCKET WITHOUT THE NEED TO 'FEEL' FOR THE RIGHT GEAR.

POWER BLADE FORKS

THE FORK BLADE DESIGN GIVES UPPER FORK STRENGTH AND POWER, WITH LOWER FORK FLEX FOR IMPROVED SHOCK ABSORPTION AND A MORE COMFORTABLE RIDE.

EZ FIRE SHIFTERS

ERGONOMICALLY AN IMPROVED GEAR SHIFTING SYSTEM, ALLOWING THE RIDER TO UP-SHIFT WITH THE THUMB AND DOWN-SHIFT WITH THE INDEX FINGER.

STI SHIFTING

STANDS FOR "SHIMANO TOTAL INTEGRATION" AND IN SIMPLE TERMS MEANS THAT WHEN CHANGING GEAR THE CHAIN WILL MOVE SMOOTHLY AND EFFICIENTLY ACROSS THE SPROCKETS AT THE REAR AND THE CHAINSET AT THE FRONT. THIS IS DUE TO THE UNIQUE 'FIT' BETWEEN THE SHIMANO COMPONENT PARTS.

SIZE INFORMATION

THE NOMINAL FRAME SIZE IS THE MEASUREMENT FROM THE TOP OF THE SEAT TUBE (WHERE THE SADDLE PIN FITS INTO THE FRAME) DOWN TO THE CENTRE OF THE BOTTOM BRACKET AXLE (THE AXLE WHICH CARRIES THE PEDAL CRANKS). WITH THE CORRECT FRAME SIZE, YOU SHOULD BE ABLE TO SIT ON THE SADDLE AND JUST TOUCH THE GROUND ON EITHER SIDE. BUT YOU MUST BE ABLE TO REACH

THE HANDLEBARS COMFORTABLY. IT IS SOMETIMES WORTH CONSIDERING A SMALLER FRAME WITH THE SADDLE SLIGHTLY RAISED IN ORDER TO OBTAIN A MORE COMFORTABLE REACH. THE SIZING CHARTS GIVE A GUIDE TO FRAME SIZES AGAINST INSIDE LEG MEASUREMENTS. WE RECOMMEND, HOWEVER, THAT ALL BICYCLES ARE TRIED FOR SIZE BEFORE PURCHASE.

KIDS STUFF



A selection of pocket money items as well as safety essentials such as helmets and reflective wear



Leaping Lions
4 years &
under

HELMETS


Just a selection from the Raleigh range. Features the unique "Dial a Fit" helmet which adjusts to the shape of your head at the turn of a dial. All Raleigh helmets are CE approved



Youth
Sport Rival,
4+ years



Youth
Shocker,
4+ years



Youth
Street,
4+ years



Youth/
Adult
Headlock



Youth/
Adult
Xocet



Youth/
Adult
Xocet


LOOKING GOOD

A selection of purpose made cycling clothing to make you look good and keep you comfortable




Diadora shoes - the choice of professionals


New for 1996 a full range of ladies shorts, specially cut with monoline chamois for a perfect feminine fit



Trivex II
Lightweight
race
shoe



Poblano -
Off road
MTB
shoe



Devil II -
Off road
leisure
shoe



A selection from the Radarz range of sunglasses - sport, leisure and kiddies glasses to suit every need



ACCESSORIES

SAFE & SOUND

Don't leave home without lights or locks - essentials to keep you and your bike safe and secure



A selection from the clip on, easy fit, Flinger range of mudguards




Essential items to enjoy cycling to the full

Improve comfort with Selle Royal gel saddles that contour to your body shape



GENERAL



Graber Cycle Car Racks transport your bicycles safely



Magnum bags are a must for all your travelling essentials, from the smallest travelling repair kit, to all your cycling accessories



Computers to monitor your performance or just to see how far, or fast, you have travelled



Change your grip or clamp on bar ends for that new riding position



THE RALEIGH GUARANTEE

ALL RALEIGH BIKES CONFORM TO BS6102 (BRITISH STANDARD FOR BICYCLES). THEY ARE SO WELL CONSTRUCTED, WE GUARANTEE THE FRAMES AND NON-SUSPENSION FORKS FOR A FULL 15 YEARS (TRIKES ONE YEAR). IN ADDITION, RALEIGH ALSO OFFER A UNIQUE 15 YEAR ANTI-CORROSION WARRANTY AND ALL OUR BIKES CARRY A ONE YEAR PARTS WARRANTY. THE "SYNCHRO SHOCK" FORK SYSTEM IS GUARANTEED FOR ONE YEAR. SEE YOUR RALEIGH BICYCLE GUIDE FOR DETAILS. MANY OF OUR STOCKISTS CAN NOW OFFER "EXTRA COVER", AN EXTENDED WARRANTY ON RALEIGH PRODUCTS, GIVING YOU EXTRA PEACE OF MIND AND CONTINUED WORRY-FREE CYCLING. FOR MORE INFORMATION ON "EXTRA COVER", OR ANY WARRANTY QUERIES ON RALEIGH PRODUCTS, CALL 0115 942 0202 EXT 3098 (SOUTH) OR 3099 (NORTH).

THE RALEIGH CYCLE PROTECTION REGISTER

TO HELP YOU SHOULD YOU BE UNFORTUNATE ENOUGH TO HAVE YOUR BIKE STOLEN, RALEIGH CAN REGISTER YOUR NEW BIKE, FREE, ON OUR UNIQUE CUSTOMER COMPUTER. YOU HAVE A MUCH BETTER CHANCE OF RECOVERING IT IF YOU HAVE RECORDED THE FRAME NUMBER AND ITS SPECIFICATIONS FOR EASE OF IDENTIFICATION. SEE YOUR RALEIGH BICYCLE GUIDE FOR DETAILS.




RALEIGH INDUSTRIES LTD., NOTTINGHAM NG7 2DD, ENGLAND.
WEB <http://www.raleighbikes.com>

ALL THE BICYCLES SHOWN IN THIS CATALOGUE
ARE AVAILABLE FROM YOUR RALEIGH STOCKIST.

COLOURS PRINTED IN THIS CATALOGUE ARE AS NEAR AS POSSIBLE TO THE MANUFACTURED RALEIGH PRODUCT. FOR AN ACCURATE COMPARISON WE RECOMMEND YOU SEE THE ACTUAL PRODUCT ON DISPLAY AT YOUR RALEIGH STOCKIST. DUE TO OUR POLICY OF CONTINUAL IMPROVEMENT, PRODUCT SPECIFICATION AND APPEARANCE MAY CHANGE WHILE THIS CATALOGUE IS STILL IN USE.

ISSUE DATE: FEBRUARY 1996. DESIGNED AND PRODUCED BY CROSS HILL CONWILL.

IceniCAM On-Line Library



www.icenicam.org.uk