

THE NEW PALCO SHOCK ABSORBER

Fit the new Improved Lightweight Adjustable PALCO Cycle Shock Absorber, and your cycle will be a Transformed Machine !

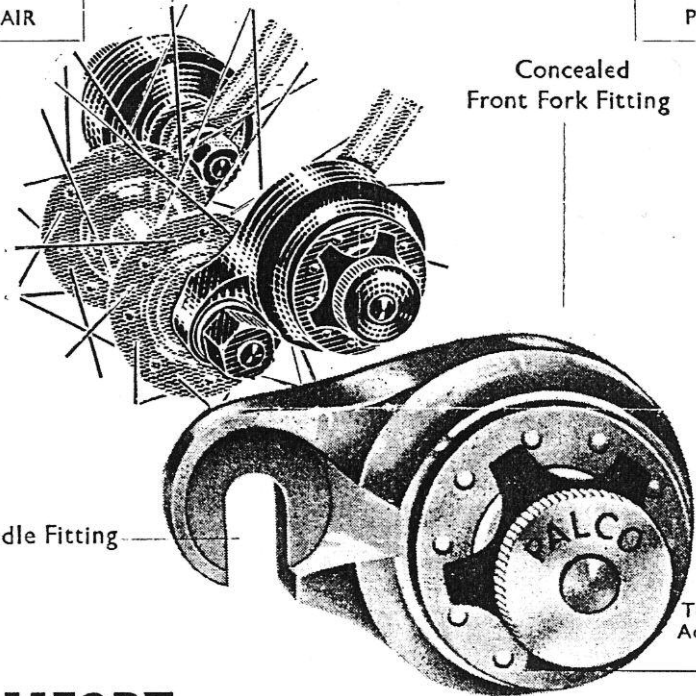
HEAVY DUTY TYPE FOR MOTORISED CYCLES & TANDEMS

You will have no more rough roads
 No more broken frames or spokes
 No more police prosecutions from broken bulbs

Your tyres will last longer
 Your chain will not slip or break
 You will ride farther and faster
 Every Mile Will Be a Pleasure

LIGHTWEIGHT
 TYPE
19/6
 PER PAIR

HEAVY DUTY
 TYPE
27/6
 PER PAIR



Concealed
 Front Fork Fitting

Weight
 Approx.
 4 oz. each.

Wheel Spindle Fitting

Rider's Weight
 Adjuster
 Turn L Lightweight
 Adjustment, Turn R
 for Heavyweight

COMFORT . SAFETY . ECONOMY

WORLD PATENT APPLIED FOR

THE NEW PALCO FEATURES:—

- HIGH GRADE (AIRCRAFT-ALLOY) CONSTRUCTION
- SUITABLE FOR FRONT AND REAR WHEELS
- FITTED IN LESS THAN 5 MINUTES BY ANY CYCLIST
- SUITABLE FOR ALL TYPES OF CYCLES
- ABSOLUTELY NOISELESS IN ACTION
- ADJUSTMENT TO SUIT ANY CYCLIST'S WEIGHT
- SUITABLE FOR ALL TYPES OF BRAKING

FITTING INSTRUCTIONS

FOR STANDARD CYCLES

Remove wheel. Fit Shock Absorber spindles to fork ends. With spindle slot in horizontal position, tighten nuts slightly to hold in place while assembling, insert wheel in Shock Absorber slots, open end of which should be facing downwards, and tighten hub nuts.

Every pair of "PALCO" Shock Absorbers are sent out adjusted for riders of average weight.

TAB WASHER.

Before fitting the nut on inside of fork end, place the bent over end of the washer into fork end. Tighten nut securely and then bend the other flat tab of the washer over this nut.

At this point it is essential to see that the wheel is now centralised in fork blades and brake blocks in a satisfactory position. Then with wheel in perfect alignment, tighten Shock Absorber nut attaching Shock Absorber to fork end, using small serrated washer (it is essential to see this is as tight as possible).

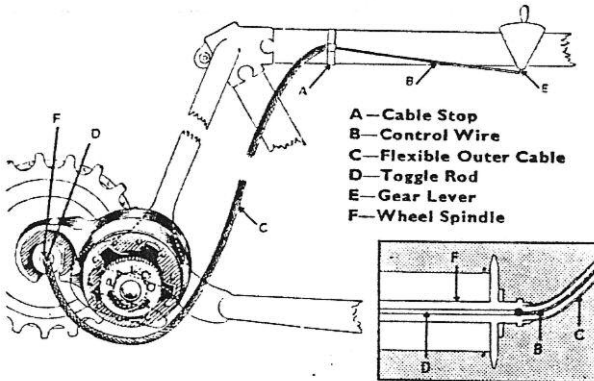
Shock Absorber spindles are fitted with left and right hand threads to obviate any tendency to loosen while riding.

When ordering please state diameter of Hub Spindle whether for 5/16 or 3/8 ins.

"PALCO" SHOCK-ABSORBERS REQUIRE NO LUBRICANT

FOR HUB GEARS

Simple
to
Follow




Speedy
to
Fix

INSTRUCTIONS

Solder one end of B to D. Fit C over B, fixing at A.

IceniCAM Information Service



www.icenicam.org.uk