

NORMAN

NIPPY
MARK III

**General Spares
List**

PRICE 2/-

NORMAN MARK III NIPPY (MI-VAL ENGINE).

GENERAL SPARES LIST.

1.

Description	Part No.	Qty.	Price Each		
			£.	s.	d.
Frame centre	M61 - 00IN	1	6	7	1
Combined rear stays & carrier	M61 - 750M	1	1	7	8
Bottom frame bolt 6 x 7/16 BSF		1		1	10
Bottom frame bolt washer 7/16" plain		1			1
Bottom frame bolt nut 7/16" BSF		1			3
Bottom frame spacer 7/16"		2			5
Top frame bolt 5 $\frac{3}{4}$ " x $\frac{3}{8}$ " BSF		1		1	7
Top frame washer $\frac{3}{8}$ " plain	9826	1			1
Top frame bolt nut $\frac{3}{8}$ " BSF	9718	1			2
Top frame spacer $\frac{3}{8}$ "		2			5
Stand spring anchor stud	M61 - 452	1			10
Stand spring anchor stud nut 5/16" BSF	9717	1			2
Stand spring anchor stud washer 5/16 plain	9821	1			1
Chain guard	M61 - 350 M	1		5	0
Chainguard fixing bolt (front) No.12 sp. screw		1			5
Chainguard fixing nut (front) No.12 sp. nut		1			3
Chainguard nut (rear) $\frac{1}{4}$ domed		1			5
Chainguard washer (rear) $\frac{1}{4}$ plain	9820	1			2
Frame trim	M61 - 030N	1		3	0
Cable guide cover	M61 - 032	1		3	9
Cable cover washer $\frac{1}{4}$ plain	9820	2			1
Cable cover nuts $\frac{1}{4}$ BSF	9716	2			2
Hexagon headed bolts 1 $\frac{3}{4}$ " x 5/16" BSF		2			3
Hexagon headed bolts 2" x 5/16" B.SF.		3			3
Hexagon nuts 5/16 BSF	9717	4			2
Self locking nuts (Simmonds) 5/16" BSF)	9736	1			4
Locking washers 5/16"	9837	4			1
Plain washer 17G 5/16" x $\frac{5}{8}$ "		2			1
Sub-engine plates (Mi-Val) (left & right)	M61-040M	2		1	11
Spacers 1 $\frac{1}{2}$ x $\frac{1}{2}$ D x 5/16" D	M61 - 042M	2			4
Petrol tap	MF 7	1		8	1
Tap fibre washer	M61 - 704	1			2
Tank filler cap	M61 - 701	1		4	7
Petrol pipe	M61 - 702	1		1	2

FORK SECTION.

2.

Description	Part No.	Qty.	Price Each.		
			£.	s.	d.
Fork complete	LFK 1	1	7	8	2
Fork girder assembly	LFK 2	1	3	10	2
Fork crown plate	LFK 3	1		3	9
Fork crown bolts 1½ x 5/16 BSF	LFK 4	2			4
Fork crown washer 5/16 plain	9821	2			1
Fork crown nuts 5/16 BSF Simmonds	9736	2			3
Fork crown dist. piece	LFK 5	2			7
Fork crown cable grommet	LFK 6	2			3
Head lock nut	LFK 7	1		1	1
Head distance piece	LFK 8	1			5
Head screwed race	LFK 9	1		2	5
Top frame race	LFK 10	1		1	4
Bottom frame race	LFK 11	1		1	8
Fork crown race	LFK 12	1		1	0
Head ball bearings 2/16"		44		2	0
Fork link c/w spring & bush	LFK 13	2		15	5
Fork spring	MPK 4	2		5	3
Fork links	LFK 15	2		9	5
Fork link bush	MPK 5	2			9
Fork link rivets	LFK 17	2			5
Top spring anchor pin	MPK 6	2			9
Anchor pin circlip	MPK 7	2			2
Fork spring stop in rear	MPK 8	2			3
Stop pin circlip	MPK 7	2			2
Fork spring stop pin front	LFK 18	2			9
Stop pin circlip	MPK 7	2			2
Rubber buffer rear	MPK 9	2			6
Rubber buffer front	MPK 12	2			6
Fork link swivel pins	MPK 15/16	2		3	7
Swivel pin nuts ¾ Simmonds	MPK 17	2			11
Swivel pin lubricator	LFK 21	2			3
Fork link pinch bolt 1 x 5/16 BSF	LFK 22	2			3
Pinch bolt washer 5/16 spring	9857	2			2
Headlamp cowl	LFK 23	1		8	0
Cowl attachment screws 2/16 x ½	LFK 25	6			2
Cowl attachment washers 2/16 plain	LFK 26	6			1
Headlamp cowl (New patt.)	LFK 23/NP	1		12	6

HANDLEBAR SECTION.

Description	Part No.	Qty	Price each		
			£.	s.	d.
Handlebar only for speedo & clock	LH 1	1	1	5	7
Handlebar only for speedo	LH 2	1	1	5	7
Speedo and clock hole disc	M 61 - 516	1		1	6
Expander bolt	MH 2	1		3	0
Expander bolt cone	MH 3	1			6
Expander bolt washer 5/16 pln	LH 2A	1			7
Twistgrip & front brake lever Assembly	368/8	1		14	9
Twistgrip bottom half body	368/008	1		5	9
Twistgrip top half body	368/002	1		3	3
Twistgrip rotor	368/003	1		2	9
Twistgrip rubber	306/023	1		1	3
Friction spring	366/007	1			10
Friction adj. screw	306/005	1			7
Friction adj. screw nut 3/16 nut	16/1010	1			2
Clamp screws	376/079	2			2
Cable stop	366/006	1			8
Brake lever	368/010	1		5	3
Fulcrum pin	18/087	1			3
Fulcrum pin nut $\frac{1}{4}$ BSF	18/717	1			3
Fulcrum pin lock washer $\frac{1}{4}$ locking	70/106	1			1
Clutch lever & trigger control complete	18/937	1		11	6
Clutch lever with trigger	18/962	1		5	9
Roller	18/703	1			10
Clutch lever fulcrum pin	18/704	1			3
Fulcrum pin nut $\frac{1}{4}$ BSF Simmonds	18/053	1			3
Clutch lever bracket	18/938	1		6	8
Trigger lever spring	18/588	1			4
Clamp	12/605	1		1	0
Clamp screws	11/014	2			3
Grip	306/023	1		1	3
Front brake cable	MLM/13	1		5	0
Clutch cable	MLM/14	1		5	0
Throttle cable	M 189	1		5	11

Pedals.

Pedals	MP 1	1 pr.		9	4 pr.
L.H. Crank	M 61 - 402M	1		8	6
R.H. Crank	M 61 - 403 M	1		8	6
Crank cotters $\frac{3}{8}$ "	MP 4	2			8

MUDGUARD SECTION.

4.

Description	Part No.	Qty.	Price Each		
			£.	s.	d.
Front mudguard	M 61 - 300	1	1	3	11
Front guard fixing bolt $\frac{5}{8}$ x 5/16		1			6
Front guard fixing bolt washer 5/16 BSF pln	9821	1			1
Front guard fixing bolt washer 5/16 locking	9837	1			1
Front guard fixing bolt nut 5/16 BSF	9717	1			2
Frnt. Gd. Btm. Fixing screw $\frac{1}{2}$ x $\frac{1}{4}$ bind head.		2			2
Frnt. Gd. Btm. Fixing Screw Nuts	9716	2			3
Rear mudguard	M 61 - 301	2	1	14	1
Rear mudguard fixing bolt 1 x $\frac{1}{4}$ BSF		1			3
Rear mudguard fixing bolt washer $\frac{1}{4}$ concave		2			2
Rear mudguard fixing bolt washer $\frac{1}{4}$ spring	9856	1			1
Rear mudguard fixing bolt nut $\frac{1}{4}$ BSF pln	9716	1			2
R/gd. front stud washer $\frac{1}{4}$ pln	9820	2			1
R/gd. front stud washer $\frac{1}{4}$ concave		1			2
R/gd. front stud washer $\frac{1}{4}$ spring	9856	1			1
R/gd. front stud nut $\frac{1}{4}$ BSF pln	9716	1			2
Rear number plate	MM22	1		3	7
Rear number hood	M 61 - 304	1		2	0
Rear number bolt $\frac{1}{2}$ x $\frac{1}{4}$ BSF		2			2
Rear number hood bolt 1 x $\frac{1}{4}$ BSF		1			2
Rear number washers $\frac{1}{4}$ pln	9820	4			1
Rear number washers $\frac{1}{4}$ spring	9856	2			1
Rear number hood washer $\frac{1}{2}$ pln	9820	2			1
Rear number hood washer $\frac{1}{4}$ spring	9856	1			1
Rear number nuts (plate) $\frac{1}{4}$ BSF pln	9716	2			1
R/number plate hood nuts $\frac{1}{4}$ BSF pln	9716	1			1

STAND SECTION.

Stand	M 61 - 450	1		16	0
Stand spring	MS 2	1		1	0
Stand pivot bolt $2\frac{1}{2}$ x 5/16 BSF	LS 3	1			5
Stand pivot bolt washer 5/16 pln	9821	2			1
Stand pivot bolt nut 5/16 BSF Simmonds	9736	1			6

WHEEL SECTION.

5.

Description	Part No.	Qty.	Price Each.		
			p.	s.	d.
<u>Front wheel etc. with Forni Hub.</u>					
Front wheel complete less Tyre & Tube	M61 - 600F	1	3	1	8
Front hub complete	M61 - 601F	1	2	10	8
Front hub shell	M61 - 602F	1	1	8	9
Brake side plate complete with cam, lever, shoes and springs	M61 - 603F	1	1	5	9
Brake side plate bare	M61 - 604F	1		7	1
Brake shoe complete L.H.	M61 - 607F	1		6	5
Brake shoe complete R.H.	M61 - 608F	1		6	5
Brake linings and Rivets	M61 - 611F M61 - 612F	1 pr 1 pr		3	6 pr.
Wheel spindle only	M61 - 615F	1		3	8
Ball cups	M61 - 616F	2			9
Ball bearings $\frac{1}{4}$ "	BH 29				2
Wheel cones	M61-617F	2		1	2
Dust cover	M61-619F	2			4
Tap washer	M61 -623F	2			2
Lock nut	M61 - 621F	4			4
Cam lock nut	M61 - 640F	1			4
Cam washer	M61 - 641F	1			2
Brake lever	M61 - 605F	1		1	4
Brake cam	M61 - 606F	1		3	8
Wheel nut	M61 - 620	2			11
Spacer	M61 - 624F	2			9
<u>Rear Wheel complete with Forni Hub.</u>					
Rear wheel complete less tyre, tube and sprocket	M61 - 650F	1	4	5	8
Rear hub complete (Forni)	M61 - 651F	1	3	4	2
Rear hub shell	M61 - 652F	1	1	15	0
Brake plate bare	M61 - 654F	1		7	1
Brake plate c/w cam, lever shoes and springs	M61 - 653F	1	1	7	11
Brake shoe L.H. comp.	M61 - 607F	1		6	5
Brake shoe R.H. comp.	M61 - 608F	1		6	5
Spindle bare	M61 - 665F	1		5	9

WHEELS (Cont'd).

6.

Description	Part No.	Qty.	Price Each		
			£.	s.	d.
<u>Rear wheel complete with Forni Hub</u>					
Spindle c/w cups, cones etc.,	M61 - 664F	1	16	11	
Cone lock nut:	M61 - 621F	1			5
Cone Washer	M61 - 670F	2			2
Cups	M61 - 616F	2	1		2
Ball bearings $\frac{1}{4}$ "	BH29	20			2
Cones	M61 - 667F	2	1		4
Distance Piece	M61 - 673F	1			9
Dust caps	M61 - 619F	2			5
Spindle washer	M61 - 677F	2			2
Spindle nut	M61 - 678F	2			10
Cam nut	M61 - 640F	1			2
Cam washer	M61 - 641F	1			2
Sprocket bolt washer	M61 - 682F	5			2
Cam lever	M61 - 655F	1	3		10
Brake cam	M61 - 606F	1	3		8
Brake plate nut	M61 - 679F	2			4
Brake plate washer	M61 - 674	2			2
Brake shoe springs	M61 - 613F	2			5
Rear wheel sprocket 32T	M61 - 680F	1	8		4
Rear sprocket bolts	M61 - 681F	5			3
Chain adjusters	MW 56	2			9
Rear wheel sprocket 32T	M61 - 680 M	1	8		4
Rear wheel sprocket bolts $\frac{1}{4}$ " BSF	M61 - 681F	5			3
Rear wheel sprocket bolt washers ($\frac{1}{4}$ " locking)	M61 - 682F	5			1
Driving chain LD 105 links	M61 - 685 M	1	Mfg. price.		
Rear brake rod	M61 - 415 M	1	3		5
Rear brake rod split pin 1/16" pin	MW 67	1			2
Rear brake rod washer $\frac{1}{4}$ " pin	9820	1			1
Rear brake rod locknut $\frac{1}{4}$ " BSF.	LW 16	1			2
Rear brake rod adjuster nut	BH 21	1		1	2
Tyre 23 x 2.00	MW 29	2	Mfg. price.		
Tube 23 x 2.00	MW30	2	"	"	
Rim tape	MW 31	2	"	"	

LIGHTING SET SECTION.

Description	Part No.	Qty	Price Each.		
			£.	s.	d.
Light Unit, Less Bulbs, Old Patt.	HL/1	1	15	0	
Light Unit " " New "	M61 -S11	1	15	0	
" " fixing screws	1 x 3" BA	1			3
Lamp rim old patt.	NLL/2	1	5	0	
" " new "	4ON/2	1	6	0	
Lamp glass	4ON/3	1	2	9	
Headlamp bulb 6v 15/15W	4ON/4	1	Mfg. price		
Bulb holder	4ON/5	1	3	3	
Reflector	4ON/10	1	5	0	
Glass Wires	4ON/6	1			8. set.
Reflector Gasket	4ON/7	1			6
Rim adjuster bracket) old	NLL/4	1			4
Adjuster bracket screws) pattern	SB 21	2			2
$\frac{1}{2}$ x 3 BA) lamp					
Top rim fixing catch) rim	NLL/3	1			4
Top fixing screw 4mm x 8mm) New		1			3
Fixing screw nuts 4mm nut) pattern		2			2
Bottom fixing screw 4mm x 8mm) lamp		1			3
rim					
Lighting harness	M61 -805D	1	11	0	
Terminal block	ML 37	1	1	6	
Handlebar switch	HB 2	1	6	0	
Cover complete with horn and cut out buttons	HB 1/1	1	2	6	
Switch base with terminals	HB 1/3	1	4	0	
Terminal screws	HB 1/9	6			6 set.
Switch lever	HB 1/11	1	1	3	
Spring	HB 1/12	1			3
Fixing clips	HB 1/13	2			4 each
Roller	HB 1/14	1			3
Clip. screw and nut	HB 1/16	1			7
Tail lamp complete	39/E	1	8	6	
Back plate with nuts	39/2	1	3	7	
Washers & nuts for back plate	3/16	2			2
Moulding with reflector	39/3	1	3	10	
Moulding gasket	39/4	1	1	1	
Bulb spring	38/7	1			4
Rear bulb 6v 3w S0039		1	Mfg. price.		
Front Moulding holding screws	39/5	2			4
A/C Horn	AC/3	1	12	6	
Horn fixing screws $\frac{3}{8}$ x 5 BA	LO 2 A	4			2
Cable grommets, lighting cable	M 61 - 5151	2			3

EXHAUST SECTION.

8.

Description	Part No.	Qty.	Price Each		
			£.	s.	d.
Exhaust pipe	M 61 - 550M	1		11	3
Silencer	LEX/2	1	1	7	6
Silencer Clip	LEX/3	1		1	5
Clip, nut and bolt $1\frac{1}{4}$ x $3/16$ "		1			7
Silencer attachment bolt $\frac{5}{8}$ x $5/16$ " BSF		1			5
Silencer attachment nut $5/16$ " BSF	9717	1			2
Silencer attachment washer $5/16$ locking		1			1

SPEEDOMETER SECTION.

Speedo complete M.P.H.	LO3/Huret	1	2	0	0
Speedo complete K.P.H.	LO3A/Huret	1	2	0	0
Speedo head M.P.H.	LO4/Huret/MPH	1	1	0	0
Speedo Head K.P.H.	LO4A/Huret	1	1	0	0
Speedo Head Grommet	M61-515	1			6
Speedo Gearbox	LO6/Huret	1	1	0	0
Speedo Cable complete	LO5/Huret	1		8	9
Rear Number Plate Bracket	LO 11	1		1	2

SUNDRIES SECTION.

Tyre Inflator	MSU 7	1		4	5
Saddle (Solo)	LO 1	1	1	5	0
Time clock	LO 10	1		Mfg. Price.	

TOOL SECTION.

Plug Spanner	E. 7402	1		4	5
$\frac{1}{4}$ W x $5/16$ " Open Ended	M 61 - 773	1		1	8
10 mm x $3/16$ W Open Ended	M 61 - 771	1		1	6
Magneto Feeler Gauge	M. 2693	1			6
Screwdriver	M. 2715	1		2	6
Plastic Bag	M. 61-799	1			6

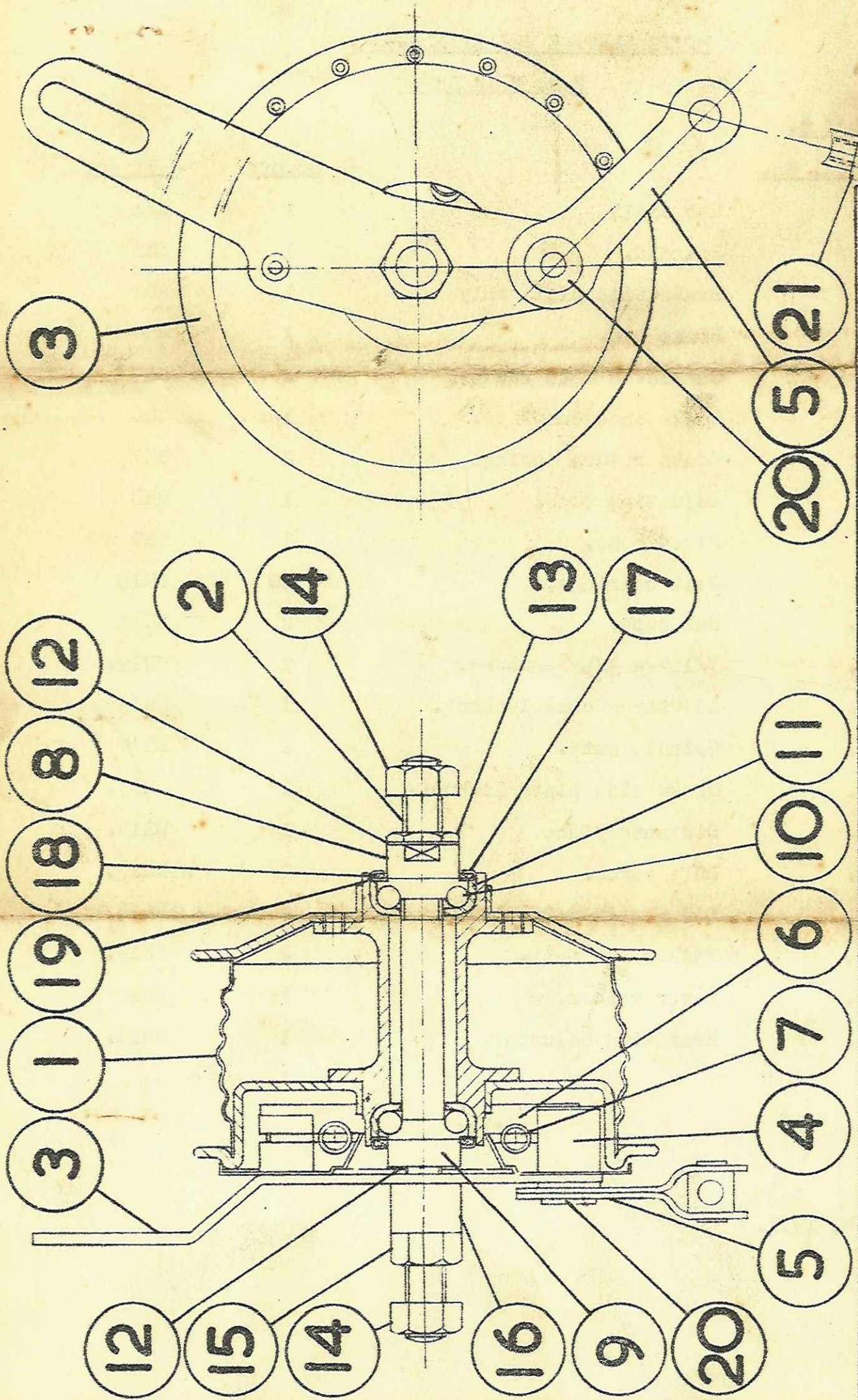
MOPED SERVICE BULLETIN NO. 24.

B.H. REAR HUB.

SHEET 4.

<u>Illus. No.</u>		<u>No. off.</u>	<u>Part No.</u>
1.	Hub shell	1	BH1
2.	Spindle.	1	BH2
3.	Brake side plate only	1	BH3
4.	Brake cam.	1	BH4
5.	Cam lever with roller.	1	BH5
6.	Brake shoe complete. .	1pr	BH6
7.	Brake return springs	2	BH7
8.	Adjusting cone.	1	BH8
9.	Fixed cone.	1	BH9
10.	Ball bearings.	20	BH10
11.	Hub cups.	2	BH11
12.	7/16" x 3/4" washers.	2	BH12.
13.	Adjusting cone locknut.	1	BH13
14.	Spindle nuts.	2	BH14
15.	Brake side plate locknut.	1	BH15.
16.	Distance piece.	1	BH16.
17.	Dust cover.	2	BH17.
18.	Oil retaining felt.	2	BH18.
19.	Washer for felt.	2	BH19.
20.	Lever washer.	1	BH20
21.	Brake rod adjuster.	1	BH21.

.....



SHEET 2 BULLETIN 24 B.H. REAR HUB

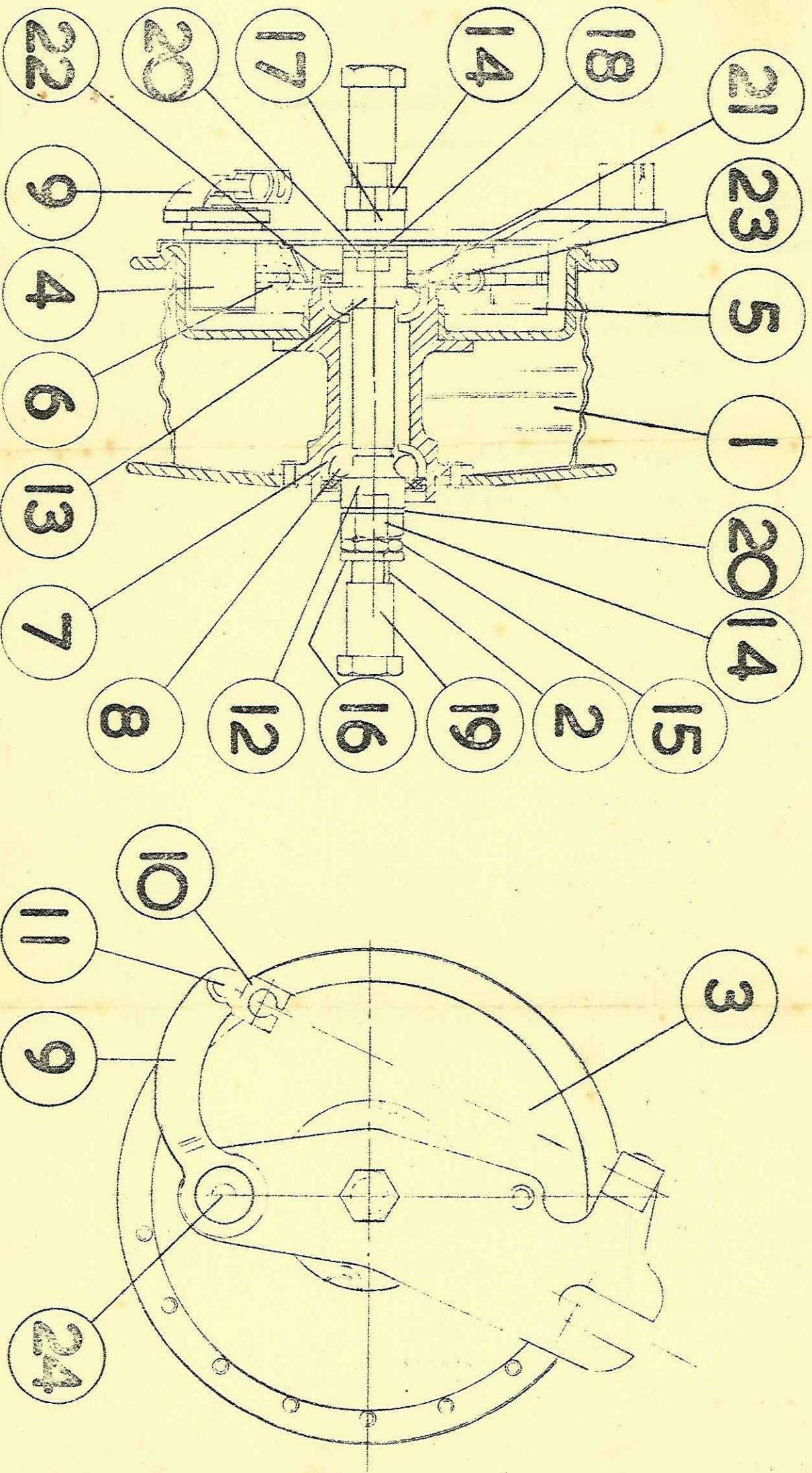
MOPED SERVICE BULLETIN NO. 25.

B.H. FRONT HUB.

SHEET 1.

<u>Illus. No.</u>		<u>No. off.</u>	<u>Part No.</u>
1.	Hub shell.	1	BH22
2.	Spindle.	1	BH23
3.	Brake side plate	1	BH24
4.	Brake cam	1	BH25
5.	Brake shoe complete	1 pr.	BH26
6.	Brake return springs.	2	BH27
7.	Ball cups	2	BH28
8.	Ball bearings	18	BH29
9.	Cam lever	1	BH30
10.	" " shackle.	1	BH31
11.	" " " rivet	1	BH32
12.	Adjusting cone.	1	BH33
13.	Fixed cone.	1	BH34
14.	Locknut.	2	BH35
15.	Distance piece.	1	BH36
16.	Locknut.	1	BH37
17.	Spacer.	1	BH38
18.	Plain washer $\frac{3}{8}$ " x 17g. x 11/16	1	BH39
19.	Spindle nuts.	2	BH40
20.	Plain washer $\frac{3}{8}$ " x 16g. x 11/16	2	BH41
21.	Washer for felt.	2	BH42
22.	Oil retaining felts	2	BH43
23.	Dust caps.	2	BH44
24.	Lever washer.	1	BH45.

.....



SHEET 2. BULLETIN 25

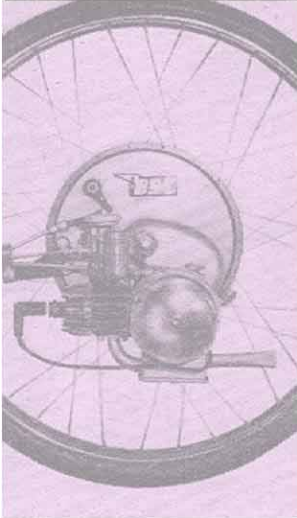

B.H. FRONT HUB

SUPPLEMENTARY SPARES LIST COVERING SPRING FRAME
MOPEDS.

<u>Description</u>	<u>Part No.</u>	<u>No. off</u>	<u>Price each</u>		
			<u>£.</u>	<u>s.</u>	<u>d.</u>
Frame assembly less spring units	MESP	1	10.	16.	3.
Rear fork end casting R.H.	MSP1	1		10.	3.
Rear fork end casting L.H.	MSP2	1		9.	7.
Guide Rod.	MSP	2		3.	7.
Spring dust cups.	MSP4	2		1.	2.
Bronze bush (2 per fork end)	MSP5	4			8.
Spring tube caps	MSP6	4			11.
Springs	MSP7	2		1.	3.
Top dome nuts.	MSP8	2			9.
Bottom hexagon nuts.	MSP9	2			6.
Lubricators	MSP10	2			4.
Bottom spring washers	MSP11	2			1.
Top toothed locking washers	MSP12	2			1.
Rebound rubber s	MSP13	2			6.
<u>CHAINGUARD</u>					
Chainguard	MCH/SP	1		5.	8.
<u>ENGINE COVERS</u>					
Engine cover LH	ME1/SP	1		10.	8.
Engine cover RH.	ME2/SP	1		5.	9.
Decorative strip (LH engine cover)	ME6/SP	1		3	7
Petrol tank alloy strip	ME8/SP	1		7.	11
<u>WHEELS</u>					
Rear wheel spindle	MW35/SP	1		3.	8.
Brake anchor bolt.	MW68/SP	1			9.
Brake anchor bolt washers	MW69/SP	1			1.
Brake anchor bolt simmonds nut.	MW70/SP	1			4.
Driving chain 93L.	MW61/SP	1		10.	2.

- . - . - . - . -

IceniCAM Information Service



www.icenicam.org.uk