




NORMAN

Lido

Spare Parts

Price : TWO SHILLINGS



NORMAN
Lido
SPARE PARTS

It is to the benefit of the customer to note the following points when ordering spare parts:—

Ask for genuine Norman spares always.

Give list number of part accurately.

Give a description of part required.

In case of doubt, send old part as pattern.

ALWAYS QUOTE:—

- 1. ENGINE NUMBER.**
- 2. FRAME NUMBER.**

Do please remember Service Departments are always very busy. You can help us to give good service by observing the points mentioned above.

SPARE OR REPLACEMENT PARTS ORDERS

All spares and replacement parts, including engine parts can be sent against receipt of remittance or under the Post Office C.O.D. system.

It should be noted that bulbs, which carry purchase tax, cannot be supplied by C.O.D. post. They can only be supplied on a cash basis.

Business in connection with spare parts must always be treated on a Cash basis and sufficient should be included to cover the cost of postage. If this is not done, a surcharge of 5 per cent. to cover postage or carriage and packing will be charged (subject to a minimum of 6d.).

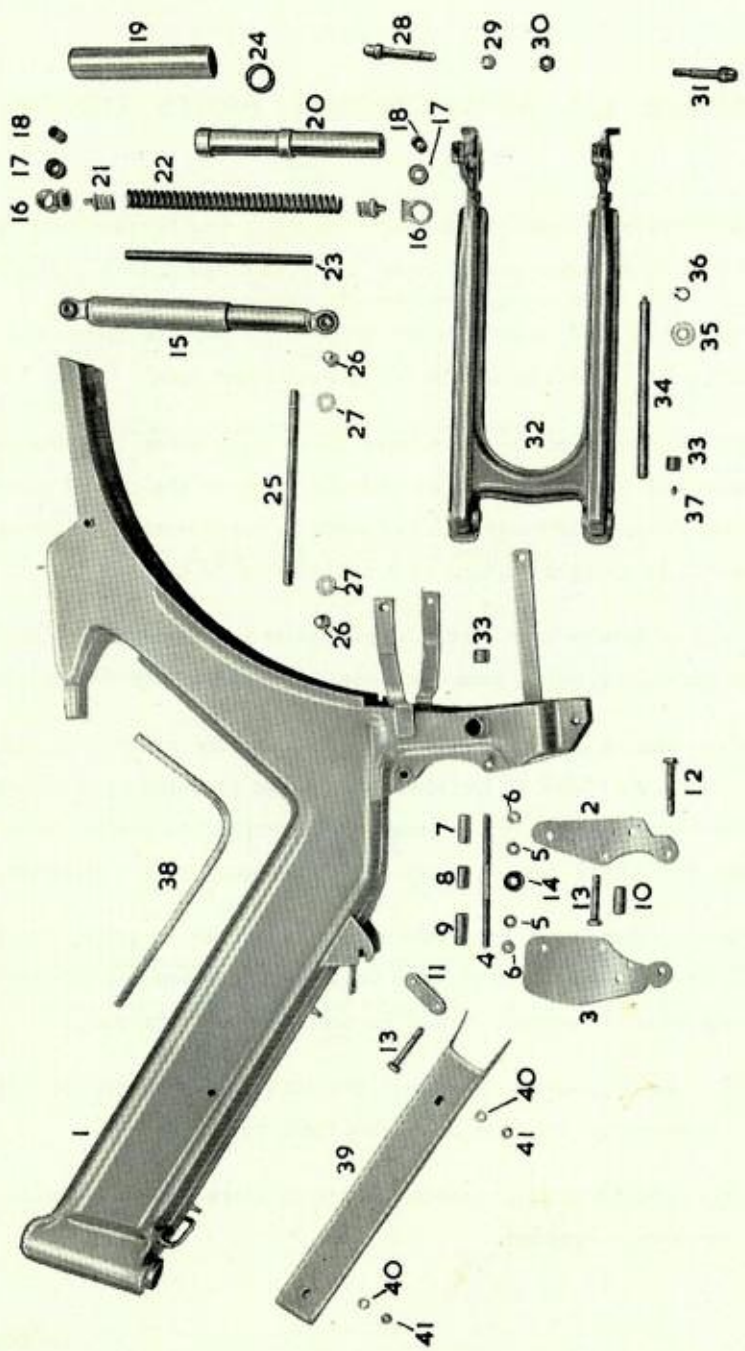
Unless otherwise instructed, all spare parts will be sent by C.O.D. post (weight permitting) when remittance does not accompany the order.

When making remittances by telegraph money order, the name and address of sender **MUST** be included in the space provided on the Post Office requisition form for a private message from remitter to payee; unless this is done the Post Office does not give this information upon a telegram.

When sending parts for replacement, repair, or as pattern, the name and address of the owner must always be securely attached and full instructions explaining what is required should be sent separately by post.

Old or worn parts sent as pattern are not returned unless specially asked for by the owner at the time of sending them to us.

In the event of correspondence relating to Spare Parts or Repairs, always quote our Invoice Number.



PLEASE QUOTE FRAME & ENGINE NUMBER

NORMAN LIDO SPARE PARTS LIST

Frame Section

Description:	Part No.	Illus. No.	Qty.	Price each		
				£	s.	d.
Frame centre	LF1	1	1	5	15	6
Engine plate L.H. (Villiers) ...	LF2	2	1	2	1	
Engine plate R.H. (Villiers) ...	LF3	3	1	2	1	
Frame stud $\frac{5}{16}$ " x $5\frac{3}{4}$ "	MF31	4	1	2	0	
Locking washer $\frac{5}{16}$ "	9837	5	2		1	
Plain nuts $\frac{5}{16}$ "	9717	6	2		2	
Distance piece $\frac{5}{16}$ " BSF x $1\frac{3}{16}$ " L... LF25		7	2		11	
Distance piece $\frac{1}{8}$ " long (Villiers) ...	LF26	8	1		4	
Distance piece $1\frac{1}{4}$ " long (Villiers) ...	LF27	9	1		4	
Distance piece $1\frac{1}{4}$ " long (Sachs) ... }			2		4	
Distance piece $1\frac{1}{8}$ " long (Villiers) ...	LF28	10	1		4	
Engine hangers (Villiers)... ..	LF3A	11	2		7	
Frame bolt $\frac{5}{16}$ " BSF x $2\frac{1}{4}$ " long (Villiers) LF29		12	1		4	
Locker washer $\frac{5}{16}$ " (Villiers) ...	9837	5	1		1	
Plain nut $\frac{5}{16}$ " (Villiers)	9717	6	1		2	
Front frame bolt $\frac{5}{16}$ " x 2" (Villiers) LF30		13	1		4	
Plain washers $\frac{5}{16}$ " (Villiers) ...	9821	N/I	1		1	
Locking washer $\frac{5}{16}$ " (Villiers) ...	9837	5	1		1	
Plain nut $\frac{5}{16}$ " (Villiers)	9717	6	1		2	
Distance piece $1\frac{1}{8}$ " long (Villiers) LF28		10	2		4	
Distance piece $\frac{5}{16}$ " x $\frac{1}{2}$ " (Villiers) LF31		14	2		4	
Engine plate bolts $\frac{5}{16}$ " BSF x 2" ...	Villiers	13				
Engine plate locking washers ... }	LF32V	5	3		7	
Engine plate plain nuts		6				
Engine plate bolts $\frac{5}{16}$ " BSF x $1\frac{3}{4}$ " (Sachs) LF32S		N/I	2		4	
Rear damper units comp.	LF4	15	2	1	0	10
Rear damper units bearing eyes... LF5		16	4		1	0
Rear damper units rubber bearings LF6		17	4			4
Rear damper units steel inserts... LF7		18	4			3
Outer shroud	LF8	19	2		2	8
Inner shroud	LF9	20	2		7	10
Spring attachment scroll... ..	LF10	21	4		1	4
Main spring	LF11	22	2		1	5
Overload rubber insert	LF12	23	2		1	2
Spring box stops (rubber)	LF13	24	2			4
Top damper unit fixing stud	LF14	25	1		2	5
Domed nuts	LF15	26	2		1	7
$\frac{3}{8}$ " plain washer	9826	27	4			2

PLEASE QUOTE FRAME & ENGINE NUMBER

PLEASE QUOTE FRAME & ENGINE NUMBER

PLEASE QUOTE FRAME & ENGINE NUMBER

Frame Section—cont.

Description	Part No.	Illus. No.	Qty.	Price each	
				£	s. d.
Bottom damper unit bolt R.H. (domed)	LF16	28	1	1	0
Plain washers $\frac{3}{8}$ "	9826	27	3		2
Plain nut $\frac{3}{8}$ "	9718	29	1		4
Simmonds nut $\frac{3}{8}$ "	9738	30	1		5
Bottom damper unit bolt L.H. (domed)	LF17	31	1	1	1
$\frac{3}{8}$ " plain washers	9286	27	2		2
Simmonds $\frac{3}{8}$ " nut	9738	29	1		5
Swinging arm comp. with bronze bushes	LF18	32	1	2	7 2
Bronze bushes	LF19	33	8		8
Pivot pin	LF20	34	1	3	6
Washer—thick	LF21	35	2		7
Circlip	LF22	36	2		2
Grease nipple	LF23	37	2		3
Frame trim... ..	LF24	38	1	2	9
Cable guide cover... ..	LF25	39	1	3	5
Cable guide cover plain washers $\frac{1}{4}$ "	9820	40	2		1
Cable guide cover plain nuts $\frac{1}{4}$ " ...	9716	41	2		2

PLEASE QUOTE FRAME & ENGINE NUMBER

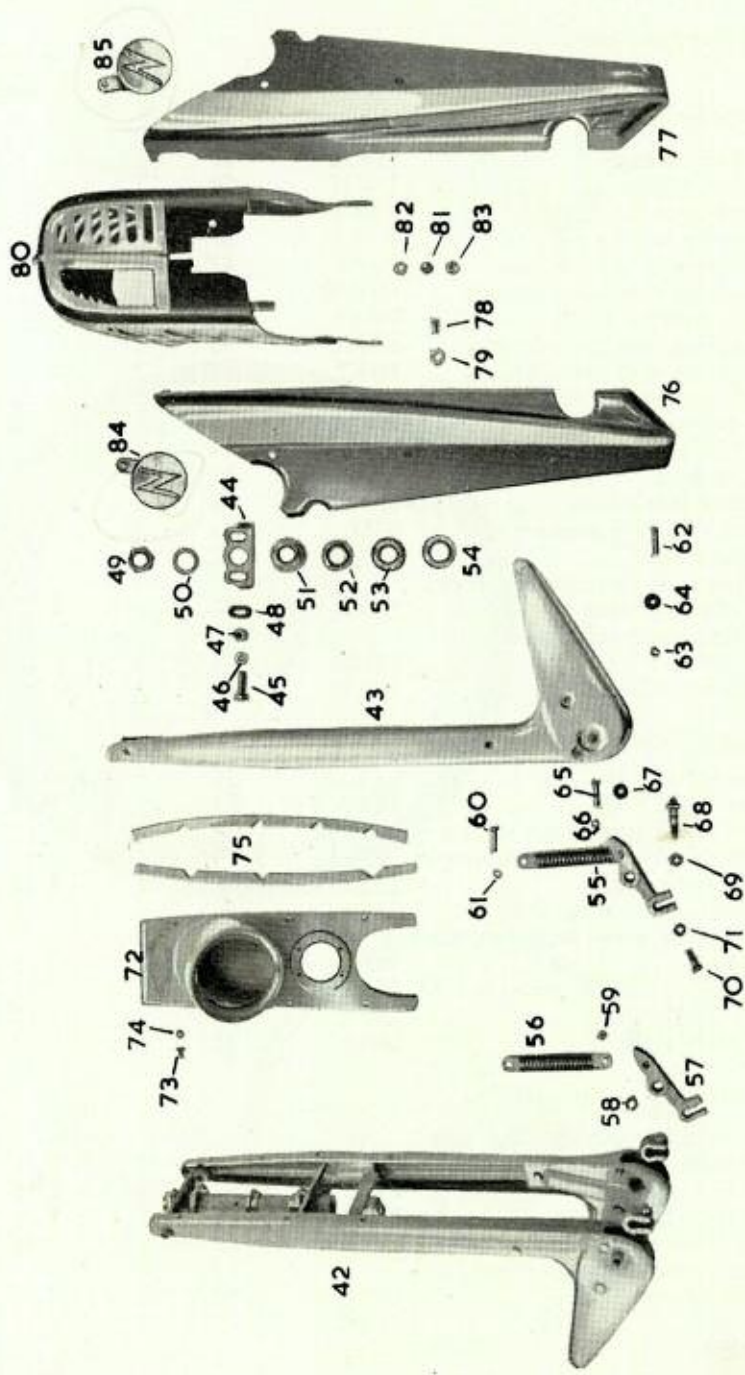
PLEASE QUOTE FRAME & ENGINE NUMBER

Fork Section

Fork complete	LFK1	42	1	6	14 8
Fork girder assembly	LFK2	43	1	3	3 9
Top fork crown plate	LFK3	44	1	3	5
Top fork crown bolts	LFK4	45	2		3
Top fork crown bolt plain washers $\frac{5}{16}$ "	9821	46	2		1
Distance pieces	LFK5	47	2		6
Polythene cable grommets	LFK6	48	2		3
Head locknut	LFK7	49	1	1	0
Distance piece	LFK8	50	1		4
Screwed race	LFK9	51	1	2	2
Top frame race	LFK10	52	1		1 2
Bottom frame race	LFK11	53	1		1 6
Fork crown race	LFK12	54	1		11
Balls $\frac{3}{16}$ "	—	N/l	22 top 22 bottom per set	1	10
Fork link complete with spring and bronze bush	LFK13	55	2	14	0
Fork spring... ..	LFK14	56	2	4	9
Fork link only	LFK15	57	2	8	7

page six

PLEASE QUOTE FRAME & ENGINE NUMBER



PLEASE QUOTE FRAME & ENGINE NUMBER

Fork Section—cont.

Description	Part No.	Illus. No.	Qty.	Price each		
				£	s.	d.
Fork bronze bush... ..	LFK16	58	2			8
Fork link rivet	LFK17	59	2			4
Top spring anchor pin	MFK6	60	2			8
Top spring anchor pin circlip	MFK7	61	2			2
Fork spring stop pin - rear	MFK8	62	2			3
Fork spring stop pin - circlips	MFK10	63	2			2
Rubber buffer - rear	MFK9	64	2			5
Fork spring stop pin - front	LFK18	65	2			8
Fork spring stop pin - circlips	MFK7	66	2			2
Rubber buffer - front	MFK12	67	2			5
Fork link swivel pin	LFK19	68	2		3	3
Fork link swivel pin nuts... ..	LFK20	69	2			10
Lubricators... ..	LFK21	N/1	2			3
Fork link pinch bolts	LFK22	70	2			3
Pinch bolt spring washers $\frac{5}{16}$ "	9857	71	2			2
Headlamp cowl	LFK23	72	1		6	10
Headlamp cowl attachment screws $\frac{3}{16}$ " BSF x $\frac{1}{2}$ " long	LFK25	73	6			1
Headlamp cowl attachment washers	LFK26	74	6			1
Headlamp cowl beading	LFK24	75	2			4

Engine Shields

Engine shield L.H.	LE1	76	1		16	1
Engine shield R.H.	LE2	77	1		16	1
Engine shield attachment screws	LE3	78	4			2
Engine shield attachment washers	LE4	79	4			2
Front engine cover	LE5	80	1		1	13 10
Front engine cover securing bolt	LE6	81	1			3
Front engine cover securing plain washer	9821	82	1			1
Front engine cover securing nut $\frac{5}{16}$ "	9717	83	1			2
"N" Motif left	LE7	84	1		2	5
"N" Motif right	LE8	85	1		2	5

Wheels

Front wheel complete less tyre and tube... ..	LW1	86	1		3	1 8
Front hub complete	LW2	87	1		2	10 8
Front hub shell only	BH22L	88	1		1	8 9
Fear or rear rim	LW3	89	1			15 0
Spokes - front or rear with nipples and washers	LW4	90	36			3

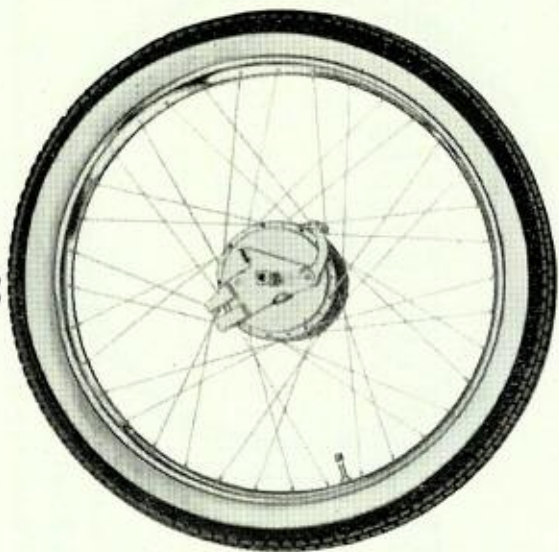
page eight

PLEASE QUOTE FRAME & ENGINE NUMBER

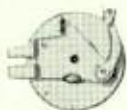
PLEASE QUOTE FRAME & ENGINE NUMBER

PLEASE QUOTE FRAME & ENGINE NUMBER


86



88

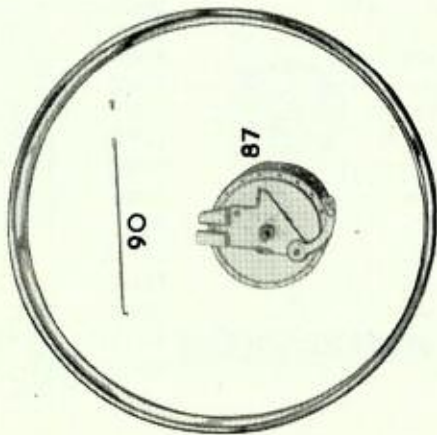


92



93

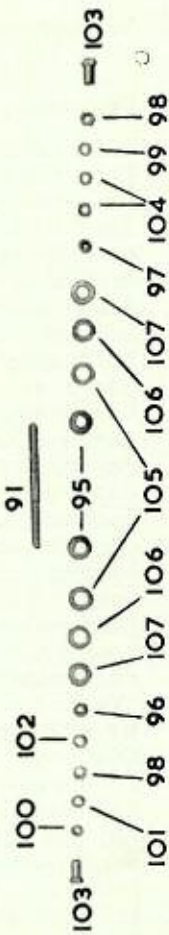
94



90

87

89



91

100

101

102

103

96

97

98

99

100

101

102

103

104

105

106

107

108

109

110

111

112

113

114

115

116

117

118

119

120

121

122

123

124

125

126

127

128

129

130

131

132

133

134

135

136

137

138

139

140

141

142

143

144

145

146

147

148

149

150

151

152

153

154

155

156

157

158

159

160

161

162

163

164

165

166

167

168

169

170

171

172

173

174

175

176

177

178

179

180

181

182

183

184

185

186

187

188

189

190

191

192

193

194

195

196

197

198

199

200

201

202

203

204

205

206

207

208

209

210

211

212

213

214

215

216

217

218

219

220

221

222

223

224

225

226

227

228

229

230

231

232

233

234

235

236

237

238

239

240

241

242

243

244

245

246

247

248

249

250

251

252

253

254

255

256

257

258

259

260

261

262

263

264

265

266

267

268

269

270

271

272

273

274

275

276

277

278

279

280

281

282

283

284

285

286

287

288

289

290

291

292

293

294

295

296

297

298

299

300

301

302

303

304

305

306

307

308

309

310

311

312

313

314

315

316

317

318

319

320

321

322

323

324

325

326

327

328

329

330

331

332

333

334

335

336

337

338

339

340

341

342

343

344

345

346

347

348

349

350

351

352

353

354

355

356

357

358

359

360

361

362

363

364

365

366

367

368

369

370

371

372

373

374

375

376

377

378

379

380

381

382

383

384

385

386

387

388

389

390

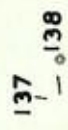


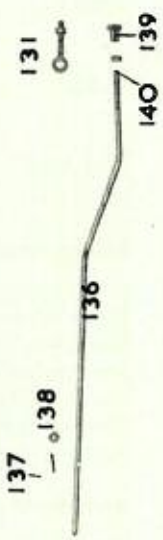

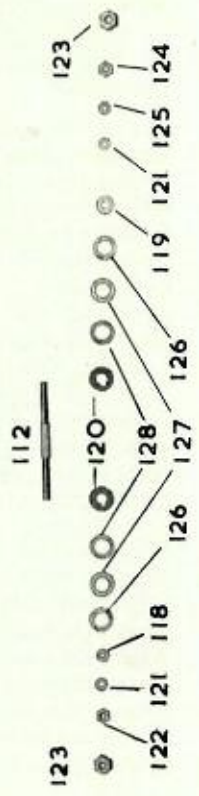
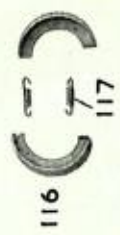
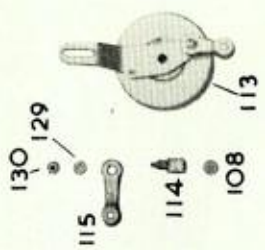
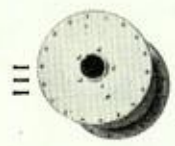
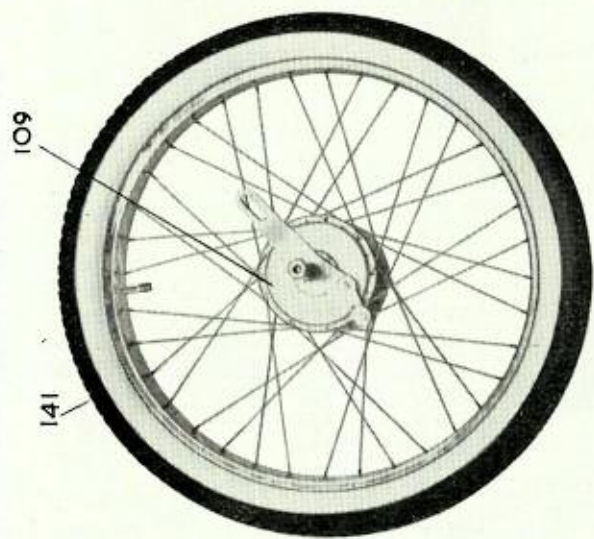
PLEASE QUOTE FRAME & ENGINE NUMBER

Wheels—cont.

Description	Part No.	Illus. No.	Qty.	Price each		
				£	s.	d.
Front hub spindle...	BH23L	91	1	3	7	
Brake side plate ...	BH24L	92	1	6	11	
Brake cam ...	BH25L	N/I	1	3	7	
Brake shoes complete ...	BH26L	93	1 pr.	12	6	
Brake linings ...	LW6	N/I	1 pr.			
Brake shoe rivets ...	LW7	N/I	6	3	5	
Brake return springs ...	BH27L	94	2	5		
Ball cups ...	BH28L	95	2	8		
Ball bearings ...	BH29L	N/I	18	2		
Cam lever ...	BH30L	N/I	1	10		
Cam lever shackle...	BH31L	N/I	1	4		
Cam lever shackle rivet ...	BH32L	N/I	1	1		
Adjusting cone ...	BH33L	96	1	1		
Fixed cone ...	BH34L	97	1	1		
Locknut ...	BH35L	98	2	3		
Distance piece ...	BH36L	99	1	4		
Locknut ...	BH37L	100	1	3		
Spacer ...	BH38L	101	1	8		
Plain washer $\frac{3}{8}$ " ...	BH39L	102	1	2		
Spindle nuts ...	BH40L	103	2	10		
Plain washer $\frac{3}{8}$ " ...	BH41L	104	2	2		
Washer for felt ...	BH42L	105	2	3		
Oil-retaining felts ...	BH43L	106	2	3		
Dust covers ...	BH44L	107	2	4		
Lever washers ...	BH45L	108	1	2		
Rear wheel complete ...	LW8	109	1	4	5	8
Rear hub complete ...	LW9	110	1	3	4	2
Rear hub shell only ...	BH1L	111	1	1	15	0
Spindle ...	BH2L	112	1	4	7	
Brake side plate only ...	BH3L	113	1	6	11	
Brake cam ...	BH4L	114	1	3	7	
Cam lever with roller ...	BH5L	115	1	3	9	
Brake shoes complete ...	BH6L	116	1 pr.	12	6	
Brake shoe linings...	LW11	N/I	1 pr.	3	5	
Brake shoe rivets ...	LW12	N/I				
Brake return springs ...	BH7L	117	2	5		
Adjusting cone ...	BH8L	118	1	1	3	
Fixed cone ...	BH9L	119	1	1	3	
Ball bearings ...	BH10L	N/I	20	2		
Ball cups ...	BH11L	120	2	1	1	
$\frac{3}{4}$ " x $\frac{7}{16}$ " washers ...	BH12L	121	2	2		
Adjusting cone locknut ...	BH13L	122	1	5		
Spindle nuts ...	BH14L	123	2	9		

PLEASE QUOTE FRAME & ENGINE NUMBER

PLEASE QUOTE FRAME & ENGINE NUMBER



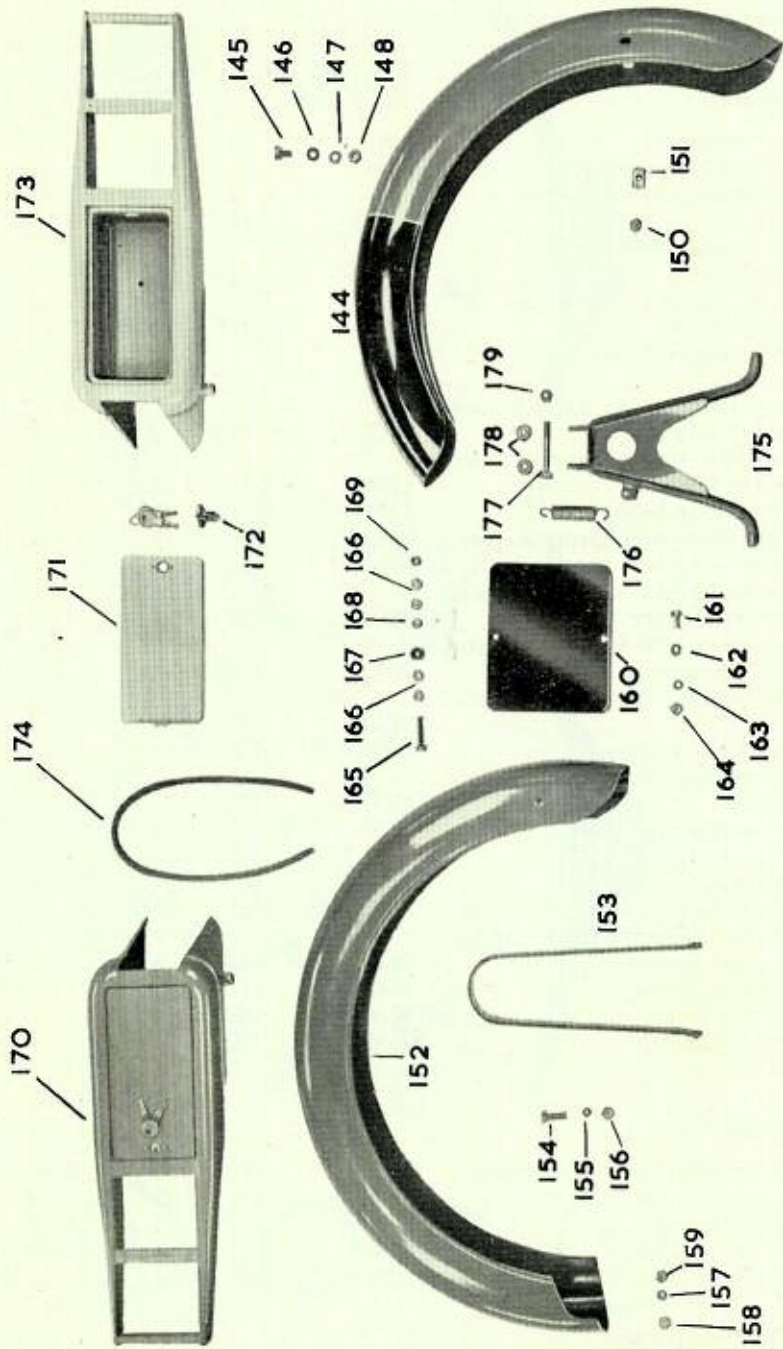
PLEASE QUOTE FRAME & ENGINE NUMBER

Wheels—cont.

Description	Part No.	Illus. No.	Qty.	Price each	
				£	s. d.
Brake side plate locknut ...	BH15L	124	1	9	
Distance piece ...	BH16L	125	1	8	
Dust cover ...	BH17L	126	2	5	
Oil-retaining felt ...	BH18L	127	2	5	
Washer for felt ...	BH19L	128	2	3	
Lever washer ...	BH20L	129	1	2	
Lever nut ...	BH21L	130	1	1	1
Chain adjuster complete...	MW56	131	2	1	6
Rear wheel sprocket 32T (Villiers) (Spec. 906B) ...	LW13	132	1	8	4
Rear wheel sprocket 28T (Sachs) (early Villiers Spec. 903B) ...	MW58	N/I	1	7	5
Rear wheel sprocket bolts ...	MW59	133	5	2	
Rear wheel sprocket washers ...	MW60	134	5	1	
Driving chain (Villiers) 99L Spec. 906B	LW14	135	1		Maker's current list
Driving chain (Sachs) 95L.	LW14A	N/I	1		Maker's current list
Driving chain (Villiers) 97L Spec. 903B ...	LW14B	N/I	1		list
Rear brake rod (Villiers)...	LW15V	136	1	3	5
Rear brake rod (Sachs) ...	LW15S	N/I	1	3	5
Rear brake rod split pin ...	MW67	137	2	1	
Rear brake rod washer $\frac{1}{4}$ " ...	9820	138	1	1	
Brake rod locknut ...	LW16	139	1	2	
Brake rod sub locknut ...	LW17	140	1	1	
Tyre... ..	LW18	141	2		Maker's current list
Tube	LW19	142	2		Maker's current list
Rim tape	LW20	143	2		Maker's current list
Mudguards					
Front mudguard	LM1	144	1	1	1 9
Front mudguard fixing bolt ...	LM2	145	1	5	
Front mudguard plain washer $\frac{5}{16}$ "	9821	146	1	1	
Front mudguard locking washer $\frac{5}{16}$ "	9837	147	1	1	
Front mudguard plain nut $\frac{5}{16}$ " ...	9717	148	1	2	
Bottom mudguard fixing screws	LM3	150	2	2	
Bottom mudguard fixing screw nuts	LM4	151	2	3	

PLEASE QUOTE FRAME & ENGINE NUMBER

PLEASE QUOTE FRAME & ENGINE NUMBER



PLEASE QUOTE FRAME & ENGINE NUMBER

Mudguards—cont.

Description	Part No.	Illus. No.	Qty.	Price each		
				£	s.	d.
Rear mudguard	LM5	152	1	1	11	0
Rear mudguard stay	LM6	153	1		4	5
Rear mudguard stay screws $\frac{1}{2}$ " x $\frac{3}{16}$ "	LM10	N/I	2			1
Rear mudguard stay plain washers $\frac{3}{16}$ "	9816	N/I	2			1
Rear mudguard stay locking washers $\frac{3}{16}$ "	9835	N/I	2			1
Rear mudguard stay plain nuts $\frac{3}{16}$ "	9715	N/I	2			2
Mudguard stay to engine cover fixing screw	LM7	N/I	2			1
Mudguard stay to engine cover fixing washer	LM8	N/I	2			2
Upper fixing bolt	LM9	154	1			3
Upper fixing bolt spring washer $\frac{1}{4}$ "	9856	155	1			1
Upper fixing bolt nut $\frac{1}{4}$ "	9716	156	1			2
Rear mudguard front fixing stud spring washer $\frac{1}{4}$ "	9856	157	1			1
Rear mudguard front fixing stud plain washer $\frac{1}{4}$ "	9820	158	1			1
Rear mudguard front fixing stud nut $\frac{1}{4}$ "	9716	159	1			2
Rear number plate	MM22	160	1		3	3
Rear number plate bottom fixing screw	MM23A	161	1			2
Plain washer $\frac{1}{4}$ "	9820	162	1			1
Spring washer $\frac{1}{4}$ "	9856	163	1			1
$\frac{1}{2}$ " plain nut	9716	164	1			1
Rear number plate top fixing bolt	MM23	165	1			2
Rear number plate top fixing bolt $\frac{1}{4}$ " plain washers... ..	9820	166	4			1
Rubber buffers	9747	167	2			2
Plain nut $\frac{1}{4}$ "	9716	168	1			1
Simmonds nut $\frac{1}{4}$ "	9635	169	1			3

PLEASE QUOTE FRAME & ENGINE NUMBER

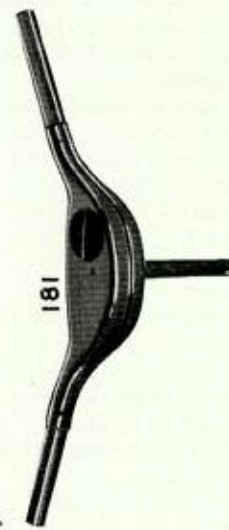
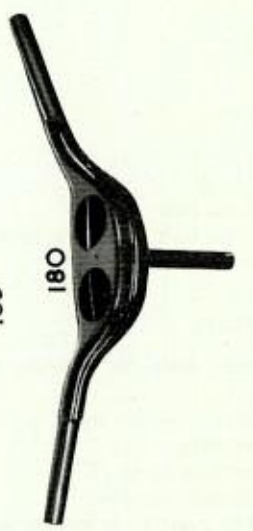
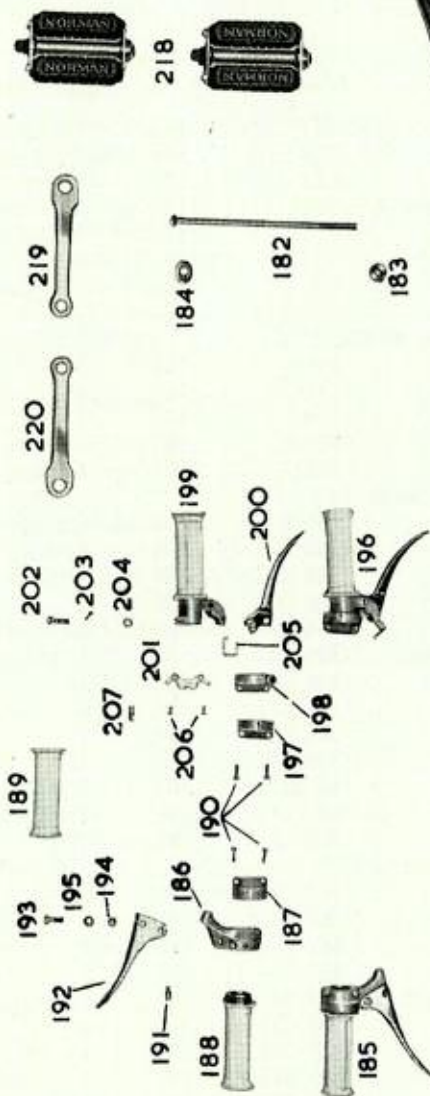
PLEASE QUOTE FRAME & ENGINE NUMBER

Carrier

Carrier complete with toolbox ...	LC1	170	1	2	11	3
Lid	LC2	171	1		4	5
Lock with keys	LC3	172	1		5	6
Carrier body only... ..	LC4	173	1	2	0	7
Lid seating	LC5	174	1			10

page fourteen

PLEASE QUOTE FRAME & ENGINE NUMBER



PLEASE QUOTE FRAME & ENGINE NUMBER

Stand

Description	Part No.	Illus. No.	Qty.	Price each		
				£	s.	d.
Stand	LS1	175	1	14	6	
Stand spring	LS2	176	1		11	
Stand pivot bolt	LS3	177	1		4	
Stand pivot bolt plain washers $\frac{5}{16}$ "	9821	178	2		1	
$\frac{5}{16}$ " Simmonds nut...	9736	179	1		5	

Handlebars

Handlebars only for speedo and clock	LH1	180	1	1	3	3
Handlebars only for speedo	LH2	181	1	1	3	3
Expander bolt	MH2	182	1	2	9	
Expander bolt cone	MH3	183	1		5	
Expander bolt washer	LH2A	184	1		6	
Twist grip and front brake lever assy. complete	368/8	185	1	14	0	
Twist grip bottom half body	368/008	186	1	5	6	
Twist grip top half body	368/002	187	1	3	0	
Twist grip rotor with rubber	366/003	188	1	3	6	
Friction spring	366/007	N/I	1		10	
Friction spring adjusting screw	306/005	N/I	1		7	
Twist grip rubber... ..	306/023	189	1	1	3	
Clamp screws	376/079	190	2		2	
Cable stop	366/006	191	1		8	
Brake lever... ..	368/010	192	1	5	6	
Fulcrum pin	18/087	193	1		3	
Fulcrum pin nut	18/717	194	1		3	
Lockwasher	70/016	195	1		1	
Combined gear and clutch control complete... ..	367/10	196	1	17	6	
Top half body	367/032	197	1	3	0	
Gear change body (Villiers)	367/016	198	1	3	0	
Gear change body (Sachs)	367/034	N/I	1	3	0	
Rotor and clutch lever bracket	367/031	199	1	5	6	
Lever only	367/033	200	1	5	0	
Lever and stop plate assy.	367/030	N/I	1	5	0	
Grip... ..	306/023	189	1	1	3	
Body securing screws	376/079	190	1		2	
Gear change plate (Sachs)	367/028	N/I	1	1	0	
Gear change plate (Villiers)	367/039	201	1	1	0	
Lever pivot pin	18/084	202	1		3	
Lever pivot pin locating spring	367/027	203	1		1	
Lever pivot pin nut	18/053	204	1		3	
Spring stop... ..	367/026	205	1		6	

page sixteen

PLEASE QUOTE FRAME & ENGINE NUMBER

PLEASE QUOTE FRAME & ENGINE NUMBER

PLEASE QUOTE FRAME & ENGINE NUMBER

PLEASE QUOTE FRAME & ENGINE NUMBER

Handlebars—cont.

Description	Part No.	Illus. No.	Qty.	Price each	
				£	s. d.
Gear change plate fixing screws...	335/010	206	2		2
Cable stop (Villiers)	366/010	207	1		8
Front brake cable	LH3	208	1	4	6
Clutch cable (Sachs)	LH4S	N/I	1	4	3
Clutch cable (Villiers)	LH4V	209	1	4	6
Gear change cable (Villiers) ...	LH5V	210	1	6	11
Gear change cable (Sachs)	LH5S	N/I	1	5	11
Throttle cable (Villiers)	LH6V	211	1	3	6
Throttle cable (Sachs)	LH6S	N/I	1	2	6

Silencer and Exhaust System

Exhaust pipe (Villiers)	LEX1	212	1	11	3
Exhaust pipe (Sachs)	MSE1/L	N/I	1	11	3
Silencer	LEX/2	213	1	1	7 6
Silencer clip complete	LEX3	214	1	1	5
Silencer support bolt	LEX4	215	1		5
Silencer support bolt nut $\frac{5}{16}$ " plain	9717	216	1		2
Silencer support bolt washer $\frac{5}{16}$ " locking	9837	217	1		1

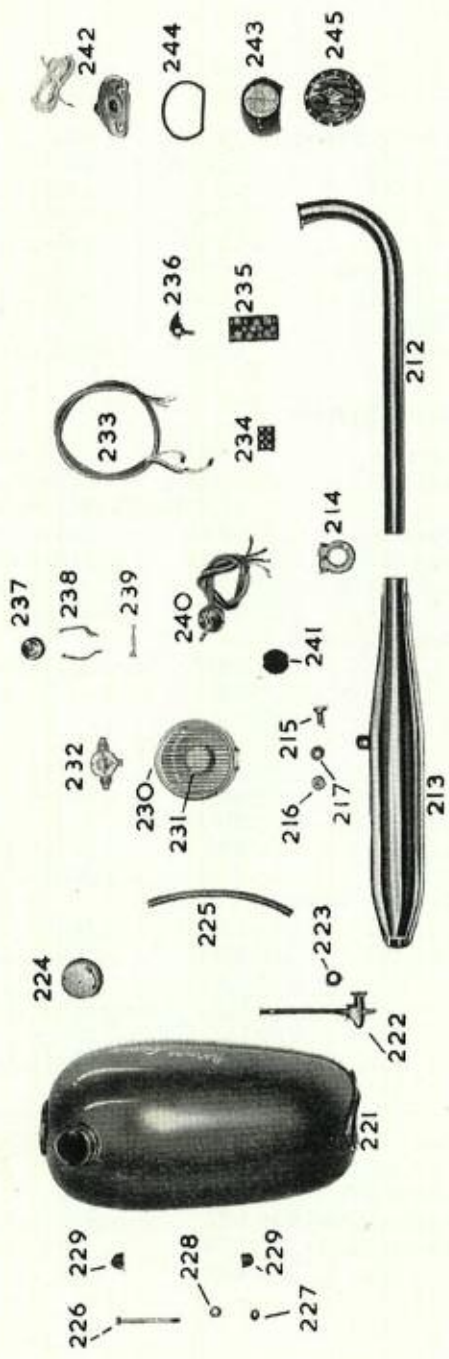
Pedals

Pedals	MPI	218	1 pr.	9	4
L.H. crank (Villiers)	LP1	N/I	1	18	6
L.H. crank (Sachs)	MP2/L	219	1	7	4
R.H. crank (Villiers)	LP2	N/I	1	18	0
R.H. Crank (Sachs)	MP3	220	1	7	4
Crank pinch bolt and washer (Villiers)... ..	LP3	N/I	2		11
Crank cotters (Sachs)	MP4	N/I	2		5

Petrol tank

Petrol tank... ..	LT1	221	1	2	8 3
Petrol tap	LT2	222	1		8 9
Petrol tap washer... ..	LT3	223	1		1
Petrol tank filler cap	LT4	224	1	3	2
Petrol pipe... ..	LT5	225	1		6
Petrol tank attachment bolt ...	LT6	226	1		6
Petrol tank attachment domed nut	LT7	227	1		4
Petrol tank attachment washer ...	LT8	228	1		1
Petrol tank cushions	LT9	229	2		2

page seventeen



PLEASE QUOTE FRAME & ENGINE NUMBER

LIGHTING SET

Description	Part No.	Illus. No.	Qty.	Price each	
				£	s. d.
Lamp light unit less bulbs	HL/1	N/1	1	15	0
Lamp light unit fixing screws	—	N/1	1		1
½" x 3BA	—	N/1	1		1
Lamp rim	NLI/2	230	1	4	6
Lamp glass	40/N/3	231	1	2	6
Main bulb 6v. 15/15w. "Duplo"	40/N/4	N/1	1 + PT	6	3
			1s. 3d.		
Bulb holder	40/N/5	232	1	2	6
Reflector, aluminized	40/S/10	N/1	1	5	0
Glass wires (set of 4)	40/S/6	N/1	set		6
Reflector gasket	40/N/7	N/1	1		6
Lamp rim adjuster bracket	NLI/4	N/1	1		3
Adjuster bracket screws and washers (set of 3 of each)	SB/21	N/1	Set		9
Top rim fixing catch	NLI/3	N/1	1		3
Lighting harness, less dip switch wires	LH/1	233	Set	8	6
Terminal block	—	234	1	1	6
Main control switch	NLI/SW	N/1	1	6	3
Switch base comp. with contacts...	NLI/5	235	1	2	6
Switch lever	1729	236	1		9
Switch lever spring	SPS/5	N/1	} set		4
Switch lever blade	6/38	N/1			
Switch lever sotter pin	C.S/1	N/1			
Switch terminal screws 2BA brass (set of 4)...	SB/20	N/1	set		6
Dip/Horn switch type 157/HV/NLI complete without wires	—	N/1	1	6	0
Cover c/w horn button	157/HV/1	237	1	2	6
Fixing straps ⅞" (Std.)	157/HV/2	238	1 pr.	pr.	9
Fixing straps screw and nut	157/HV/4	239	1 pr.	pr.	3
Moulded base c/w lever, wires, etc	157/HV/5	240	1	5	3
Base pad, rubber	157/HV/6	241	1		3
Securing screw 4BA	SS22	N/1	1		1
Tail lamp 39E complete	39E	N/1	1	8	6
Back plate comp. with nuts, etc.	39/1	242	1	3	7
Washers and nuts only	39/2	N/1	1		4
Moulding, incorporating reflector	39/3	243	1	3	10
Front moulding gasket	39/4	244	1	1	1
Front moulding holding screws (2 per set)	39/5	N/1	2 set	pr.	7
Bulb spring	38/7	N/1	1		4

PLEASE QUOTE FRAME & ENGINE NUMBER

PLEASE QUOTE FRAME & ENGINE NUMBER

262



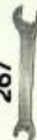
264



268



267



263



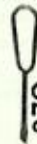
269



266



270



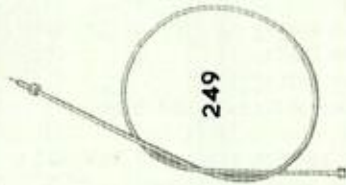
254



247



249



250



249A




253



251




252



246



255



256



260



257



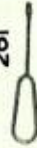
259



258



261



PLEASE QUOTE FRAME & ENGINE NUMBER

Main control switch—cont.

Description	Part No.	Illus. No.	Qty.	Price each	
				£	s. d.
Bulb 6v. 3w. S.C.C.	39/	N/l	1+PT 3d.	1	4
A.C. Horn type AC/3	—	245	1	12	6
Horn fixing screw and nut 5BA x $\frac{3}{8}$ "	LO2a	N/l	1	3	
Rear light bracket... ..	LO11	246	1	1	0
Cable grommets	—	249a	3	3	

SUNDRIES

Speedometer comp. VDO.	—	N/l	1	} Maker's list price	
Speedometer comp. Smiths	L03	N/l	1		
Speedometer head MPH. Smiths	LO4	247	1		
Speedometer head MHP. VDO	—	N/l	1		
Speedometer head KPH. Smiths	LO4A	N/l	1		
Speedometer head KPH. VDO	—	N/l	1		
Speedometer head grommet	—	N/l	1		6
Speedometer cable complete (Smiths)	LO5	249	1		8 9
Speedometer cable comp. (VDO)	—	N/l	1		8 9
Speedometer cable grommet	LO9	249a	1		3
Speedometer gearbox (Smiths)... ..	LO6	250	1	} Maker's list price	
Speedometer gearbox (VDO)	MW17	N/l	1		
Tyre inflator	MSU7	251	1		4 4
Saddle	LO1	252	1		1 9 2
Carburettor primer comp. (Villiers)... ..	LO7	253	1		3 11
Carburettor primer comp. (Sachs)	LO8	N/l	1		3 11
Primer grommet	—	249a	1		3
Time clock... ..	LO10	254	1		1 19 0

TOOL KIT (Villiers)

Tool bag	LTK1	255	1	6
Plug spanner	LTK2	256	1	4 0
R.W. spanner $\frac{7}{16}$ " S.E.	LTK3	257	1	2 7
$\frac{1}{8}$ " x $\frac{3}{16}$ " DE spanner	LTK4	258	1	1 5
$\frac{1}{4}$ " x $\frac{5}{16}$ " DE spanner	LTK5	259	1	1 7
Mag. feeler... ..	LTK6	260	1	6
Screwdriver	LTK7	261	1	10

page twenty-one

PLEASE QUOTE FRAME & ENGINE NUMBER

Tool Kit (Sachs)

Description	Part No.	Illus. No.	Qty.	Price each		
				£	s.	d.
Tool bag	MT1	262	1			6
Plug spanner	MT3	263	1	2		6
Box spanner	MT3S	264	1	1		0
Mag. spanner	MT4	266	1			9
3 assorted spanners	MT5	267	1	1		0
	MT6	268	1	1		3
	MT7	269	1			9
Screwdriver	LTK7	270	1			10

Extra to both Tool Kits

Cylinder-head box spanner (Villiers)	—	N/I	1	1		6
Tommy bar (Villiers or Sachs) ...	—	N/I	1			6
Cylinder-head box spanner (Sachs)	—	N/I	1	2		0

PLEASE QUOTE FRAME & ENGINE NUMBER

PLEASE QUOTE FRAME & ENGINE NUMBER

REPAIR SERVICE

Our Works at Ashford, Kent, are fully equipped and are available for the repair of engines or complete machines.

All work is attended to by specialists in repairs, and the work is carried out under the terms of our usual guarantee as given below.

We advise you to obtain your Spare Parts from your recognised Norman Dealer or direct from our Service Department, as there is no economy in fitting cheap imitation parts.



GUARANTEE


Any motor cycle, motor cycle combination or sidecar sent to us to be plated, enamelled or repaired will be repaired upon the following conditions, i.e., we guarantee that all precautions which are usual and reasonable have been taken by us to secure excellence of materials and workmanship, such guarantee to extend and be in force for 3 months only from the time such work shall have been executed, and this guarantee is in lieu and in exclusion of all conditions and warranties, statutory or otherwise, and all liabilities whatsoever, and the damages recoverable are limited to the cost of any further work which may be necessary to amend and make good the work found to be defective.



ESTIMATES

If required we are always prepared to give an estimate before proceeding with any repair. This entails a certain amount of labour in dismantling to ascertain what new parts will be required, and therefore, in the case of any estimate not being accepted for special reasons, a small charge is made for our mechanic's time in taking down the parts for report.

Estimates must be treated as APPROXIMATE only. We reserve the right to include additional parts should these be found, on further examination, to be necessary to make the repair satisfactory.



NOTE

The engine number of your engine is stamped on the left hand side of the crankcase. The frame number is stamped on the top of the seat tube just below the saddle. When ordering spare parts both these numbers should be clearly shown on your order thus minimising the risk of any error arising from the incorrect part being sent to you.

PORTUGUESE

O número do seu motor é estampado no costado esquerdo do cárter. O número do quadro é estampado no cano abaixo o selim. Ao pedir peças componentes é preciso mencionar os dois números para assegurar o despacho das peças correctas.

FRENCH

Le numéro de votre moteur est estampé sur le côté gauche du carter de transmission. Le numéro du cadre est estampé sur le tube au-dessous de la selle. Lors d'une commande de pièces détachées, prière de mentionner ces deux numéros pour assurer l'envoi des pièces justes.

GERMAN

Die Nummer Ihrer Maschine ist an der linken Seite der Ölwanne eingeschlagen. Die Fahrgestell Nummer ist am Rohrrahmen genau unter dem Sitz angebracht. Wenn Sie Ersatzteile bestellen, geben Sie bitte beide Nummern deutlich im Auftragschreiben an. Dadurch vermeiden Sie Irrtümer bei der Ausführung Ihres Auftrages.

DUTCH

Het nummer van uw motor is op de linkerkant van de carter gestempeld. Het chassisnummer staat gedrukt bovenop de buis net onder het zadel. Gelieve bij nabestelling van onderdelen deze beide nummers duidelijk op uw bestelformulier te vermelden, zodat zo weinig mogelijk risico op een vergissing gelopen wordt en U niet het verkeerde onderdeel ontvangt.

SPANISH

El número del motor es estampado en el costado izquierdo del carter. El número del cuadro es estampado en el tubo abajo el sillín. Cuando se piden piezas de recambio es preciso mencionar los dos números para asegurar el despacho de las piezas correctas.

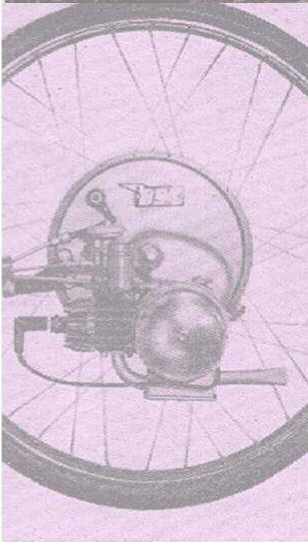
SWEDISH

Motornumret på Er maskin är tryckt på vänstra sidan av axelboxen. Ramnumret är tryckt på sadelstängan tätt under sadeln. När Ni beställer reservdelar bör båda dessa nummer anges tydligt på Er order. Därigenom minskas risken för att fel reservdelar tillsänds Er.

TOUSE



IceniCAM Information Service



www.icenicam.org.uk