

Cyclo





CONDITIONS OF SALE

EXPORT.—In view of our existing arrangements abroad, Merchants are kindly requested to state the name of the market for which our goods are required.

All orders to be confined through recognised Merchants or Shipping Houses. Packing Free and Carriage Paid to English Port for orders over £100. Otherwise, prices to be understood, Works, Birmingham.

HOME.—Retail clients are advised, in the first place, to approach their local Cycle Agents for any of our lines listed in this brochure, but if supplies cannot be obtained for any particular reason, please write to us.

NOTES AND RULES WHEN ORDERING SPARES

Parts sent as patterns should be marked with sender's name and address, or advice enclosed from senders with the necessary instructions ; this will ensure immediate attention.

Prices do not include cost of postage or passenger charges unless otherwise quoted. As far as possible we give illustrations of spares, number and description ; we recommend when in doubt, however, to return the old part, and, as far as possible, state on the advice enclosed with the part the description, such as : pawls, screw, spring, brake cam, etc.

Customers having no account with us are requested to remit when sending the order, including postage. If the remittance exceeds the cost of the parts, the balance will be immediately refunded when sending our invoice and receipt.

GUARANTEE

We guarantee all our products as regards material and workmanship, and any parts which in our judgment show defects in these particulars will be replaced, provided they are returned to us for inspection, carriage paid, within a reasonable time. Parts replaced shall not form the subject of a claim for labour or any other expenditure, nor shall we be liable for any direct or consequential damage arising from any defect.

CYCLO GEAR COMPANY LIMITED

GENERAL ENGINEERS · MANUFACTURERS OF VARIABLE GEARS

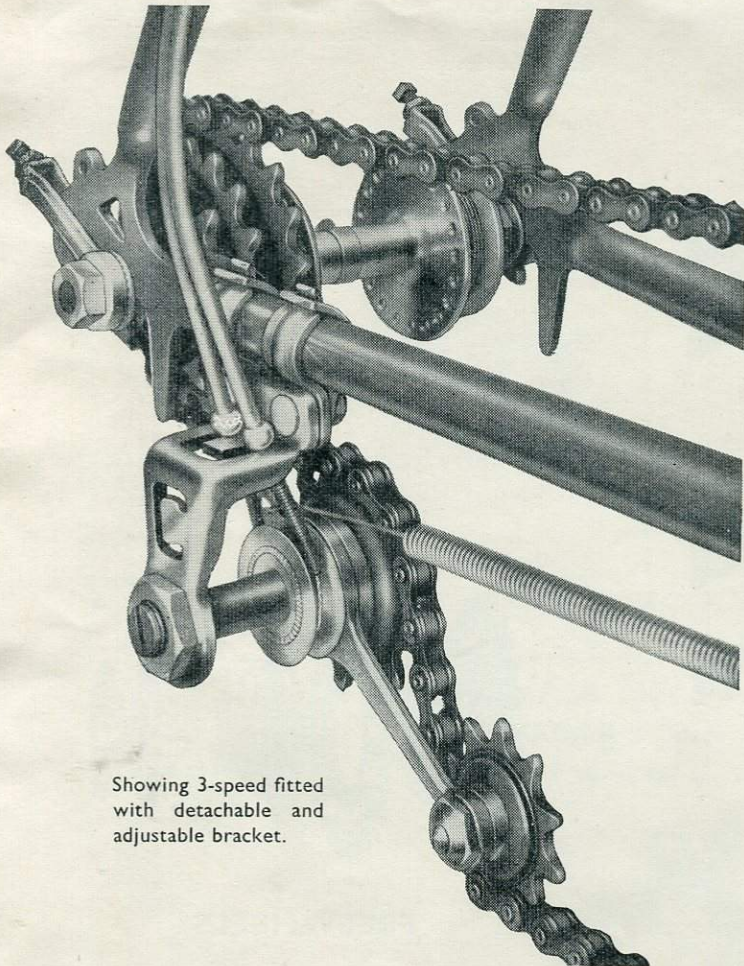
TOOLS AND ACCESSORIES FOR THE CYCLE INDUSTRY

MULTIPLE FREE WHEEL SPECIALISTS

ASTON · BIRMINGHAM 6 · ENGLAND

Telephone · **NORthern 2951-2952**
Telegrams · **CYCLO GEARS, BIRMINGHAM**
Cables · **A.B.C. 7th Edition**

Cyclo Three-Speed Gear



Showing 3-speed fitted with detachable and adjustable bracket.


With "CYCLO" all parts are standardised, readily accessible and easily interchangeable. "CYCLO" provides the complete solution to the variable gear problem.

Small Chain Wheels and Small Sprockets mean less Chain, less friction, easier action and saving of weight.

STOCK SIZES :
TRIPLE FREEWHEELS
UNIVERSAL FLUSH BACK
 (Needs no alteration to rear wheel)

- 16 x 18 x 20 th. up to 28 th.
- 16 x 18 x 21 th. up to 28 th.
- 16 x 18 x 22 th. up to 28 th.


Code Word: CYFU



STOCK SIZES :
TRIPLE FREEWHEELS

- STANDARD "CYCLO"**
- 13 x 17 x 21 th. up to 28 th.
 - 13 x 18 x 20 th. up to 28 th.
 - 14 x 17 x 21 th. up to 28 th.
 - 15 x 18 x 21 th. up to 28 th.

Code Word: CYFE



Complete Gear, including triple free wheel. Average Weight : 2 lbs. 4 ozs. (Approx. 1 Kg.).

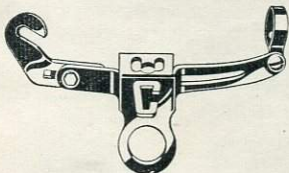
3-Speed Cycle

Pulley (extra)

Fitting Charges extra.

N.B.—When ordering, state type of clip required, also give Freewheel sizes and Code Word.

CHAIN STAY CLIPS FOR CYCLO



Ref. "UNIVERSAL"

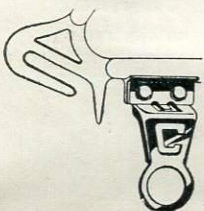
Will suit any type of fork end or chain stay.



T/E

Ref. OI/C and B/L

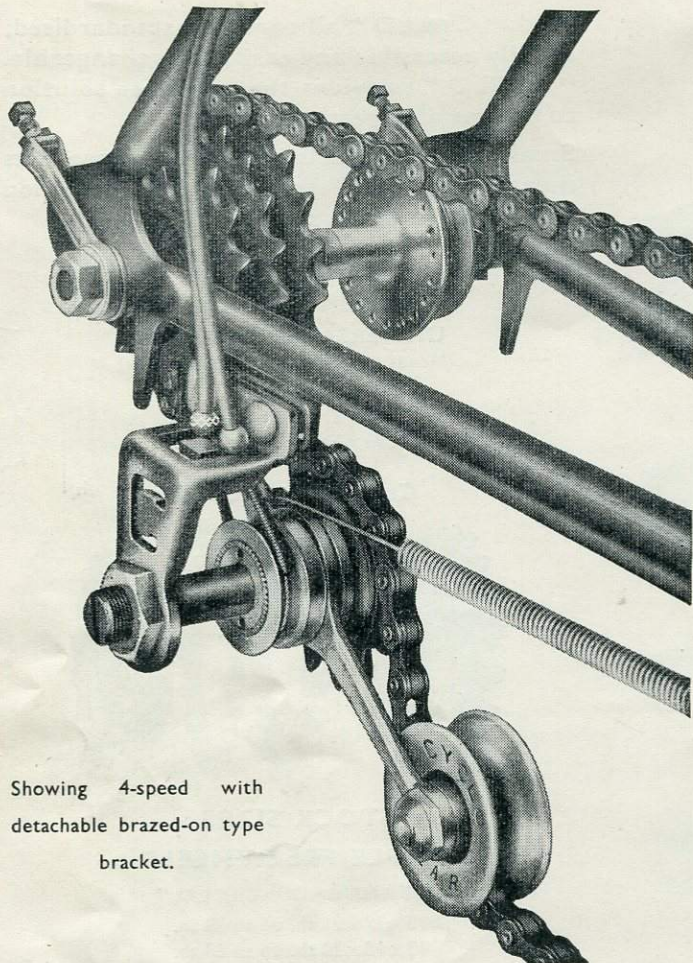
Round detachable for 1/2 in. Standard, 5/8 in. and 3/4 in.



"CYCLO" Detachable and Adjustable Brazed-on Bracket.

The top part of this bracket is supplied free of charge to any manufacturers or builders the bottom of the bracket to be supplied with the gear when ordered.

Cyclo Four-Speed Gear



Showing 4-speed with detachable brazed-on type bracket.


The "CYCLO" 4-Speed Gear has been specially designed for the benefit of riders for whom an extra Low Gear is a distinct advantage.

The Low Gear Sprocket is perforated, reducing weight to a minimum.

Complete Gear, average weight : 2-lb. 8-ozs.
(Approx. 1-Kg.)

4-Speed Cycle
4-Speed Tandem
Pulley (extra)

Fitting charges extra.



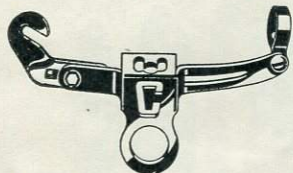
FREEWHEELS

Code Word : CYFOR

Recommended sizes :

13×17×19×20 up to 26th and 28th.	
14×17×19×20 up to 26th.	..
15×17×19×20 up to 26th.	..
13×18×19×20 up to 26th.	..
14×18×19×20 up to 26th.	..
15×18×19×20 up to 26th.	..

CHAIN STAY CLIPS FOR CYCLO



Ref. "UNIVERSAL"

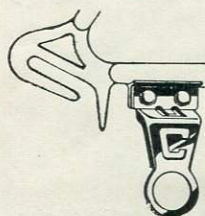
Will suit any type of fork end or chain stay.



T/E

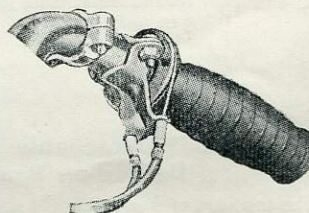
Ref. OI/C and B/L

Round detachable for 1/2 in. Standard, 5/8 in. and 3/4 in.



"CYCLO" Detachable and Adjustable Brazed-on Bracket.

The top part of this bracket is supplied free of charge to any manufacturers or builders . . . the bottom of the bracket to be supplied with the gear when ordered.

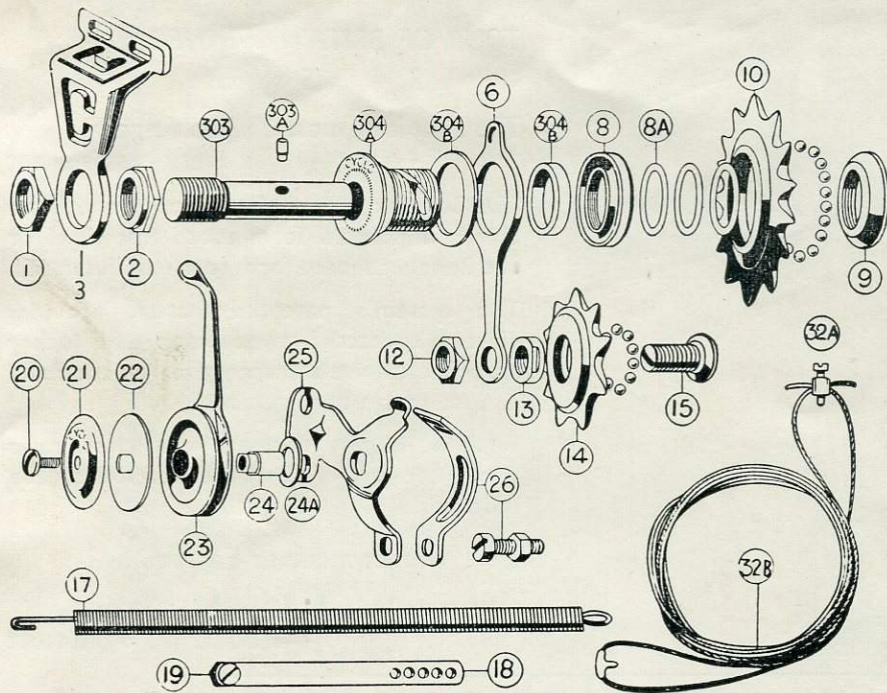


TWIST GRIP CONTROL as illustrated :

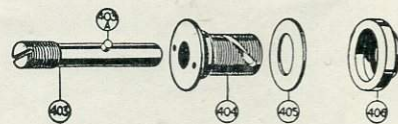
Solo :
Tandem :

N.B. Suitable for 3- or 4-Speed Cyclo.

Cyclo 2, 3 and 4-speed Spares



4-SPEED SPECIAL SPARES



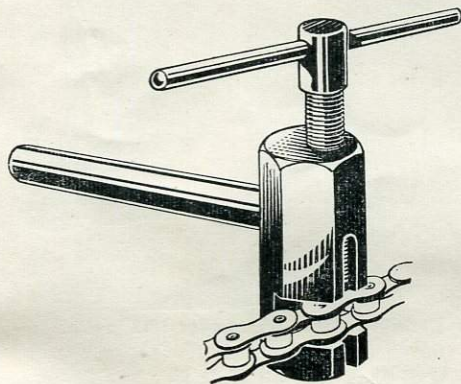
Ref. Nos.				
403	Fixed Shaft
403A	Fixed Shaft Peg
404	Sliding Shell
405	Sliding Shell Ring
406	Distance Piece

Remaining parts interchange with Standard Cyclo 3-speed

Ref. Nos.				
1	Outside Shaft Nut
2	Inside Shaft Nut
3	B/L Bracket
303	Fixed Shaft
303A	Peg for Fixed Shaft
304A	Sliding Shell
304B	Sliding Ring and Collar
8	Inside Race
8A	Inside Race Shim Washers
9	Outside Race
10	Jockey Sprocket (14 T.)
6	System Arm
12	Nut for Tension Sprocket
13	Cone for Tension Sprocket
15	Spindle for Tension Sprocket
14	Tension Sprocket (10 T.)
14A	Tension Sprocket complete

Ref. Nos.				
17	Tension Spring
18	Strap for Tension Spring
19	Nut & Pin for Tension Spring
30/37	Cable Complete (Cycle)
	Cable Complete (Tandem)
32A	Patent Nipple
32A	Patent Nipple with Inner Wire (Cycle)
	Patent Nipple with Inner Wire (Tandem)
20/26	Control Lever
20	Lever Centre Screw
21	Spring Friction Plate
22	Large Washer
23	Banjo
24	Rivet
24A	Small Washer
25	Back Plate
26	Half Clip with Pin and Nut

Mention whether Spares are for 2, 3 or 4-speed when ordering.



Ref. 158
CHAIN RIVET EXTRACTOR
Regd. Design No. 868596

Rivets chain as well as extracting— $\frac{1}{8}$ " and $\frac{3}{32}$ "
Not suitable for Elite Chain.

6 per card.

Ref. 159
BENELUX FREEWHEEL REMOVER

(workshop model)

suitable for the Benelux Free-wheel range. Fully guaranteed. Toolroom made

Showing Remover in position. Every tool is provided with a spindle nut extension should the hub spindle be too short.



BENELUX

TOUR OF BRITAIN WINNER
3, 4 or 5 speeds

The simplest, most adaptable gear
for every requirement

The Benelux will work perfectly on either a standard pointed form tooth freewheel or the Benelux square form tooth as illustrated.

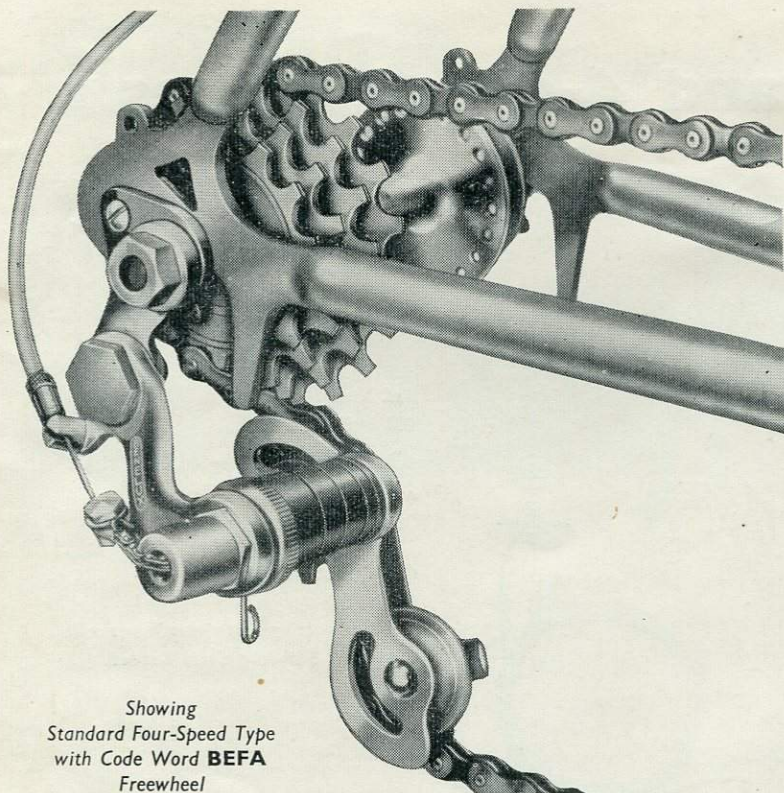
The system's patented feature provides closest contact between cog and jockey sprocket to give a snappy change action and easiest rear wheel removal.

Benelux is not necessarily a close ratio Gear, and any of the sizes detailed can be specified.

... and its made in England by

CYCLO

—leaders from the start



Showing
Standard Four-Speed Type
with Code Word **BEFA**
Freewheel

Benelux Gears are available in the following types :

3, 4 or 5-speed. 4 or 5-speed Super Finish "SPORT" as illustrated below.
All gears of the Benelux range will be supplied with frame control with braze-on lever if specified.
Handlebar Control will be charged extra.

AVAILABLE FREEWHEEL STOCK SIZES

BENELUX NARROW FLUSH BACK THREE-SPEED $\frac{1}{8}$ " FREEWHEEL

(CODE WORD **BLUSH**) One size only, 16 x 18 x 20 th.

BENELUX THREE-SPEED BOSS TYPE (SQUARE FORM TEETH) FOR STANDARD $\frac{1}{2}$ " x $\frac{1}{8}$ " CHAIN. CODE WORD **BEF**

TOP	13 to 15 th.
SECOND	15 to 17 th.
FIRST	17 to 21 th.

BENELUX FOUR-SPEED BOSS TYPE (SQUARE FORM TEETH) FOR STANDARD $\frac{1}{2}$ " x $\frac{1}{8}$ " CHAIN. CODE WORD **BEFA**

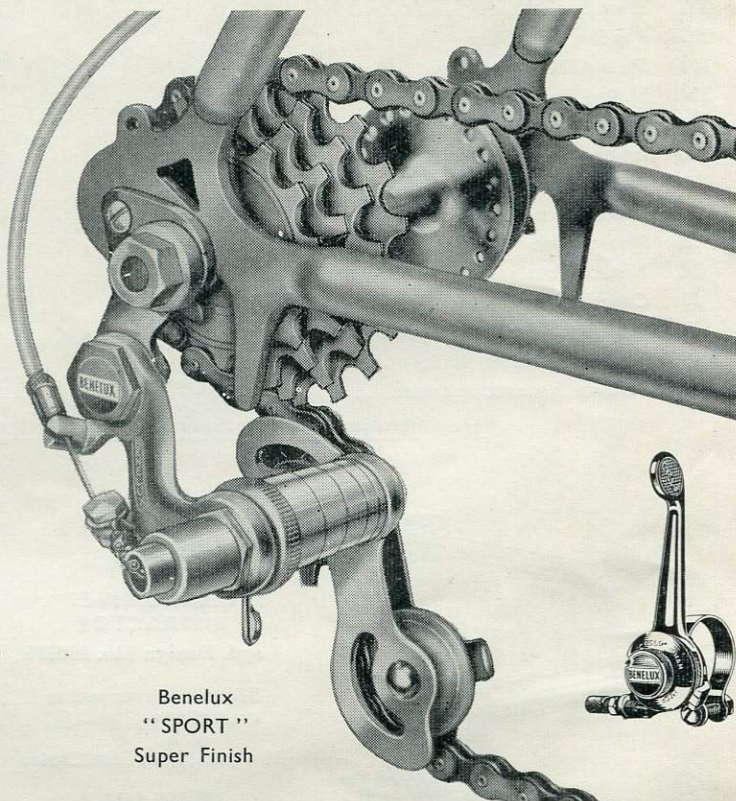
TOP	13 to 15 th.
THIRD	16 to 17 th.
FIRST & SECOND	17 to 23 th.

BENELUX FOUR-SPEED BOSS TYPE (SQUARE FORM TEETH) FOR STANDARD $\frac{1}{2}$ " x $\frac{3}{32}$ " CHAIN. CODE WORD **BEFE**

TOP	13 to 15 th.
THIRD	15 to 19 th.
FIRST & SECOND	17 to 23 th.

BENELUX FIVE-SPEED BOSS TYPE (SQUARE FORM TEETH) FOR $\frac{3}{32}$ " CHAIN ONLY. CODE WORD **BEFO**

TOP	13 to 15 th.
THIRD & FOURTH	15 to 19 th.
FIRST & SECOND	17 to 23 th.



Benelux
"SPORT"
Super Finish

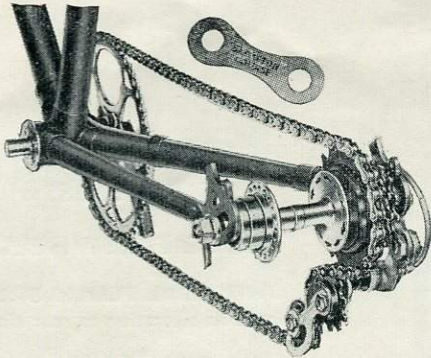
BENELUX GEAR Change Mechanism is made in Four Types: 3 and 4-Speed for $\frac{1}{8}$ " chain ; 4 and 5-Speed for $\frac{3}{32}$ " chain.
Specify type required when ordering.

THE GEAR THAT WINS RACES EVERYWHERE

BRAMPTON - BENELUX

$\frac{1}{8}$ " x $\frac{3}{32}$ " Cycle Chain for 4- and 5-speed Derailleur Gears.

"THE WINNING COMBINATION"



Standard length, 112 links.

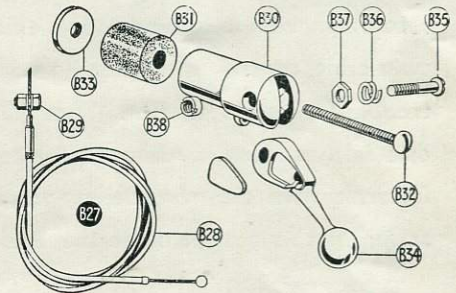
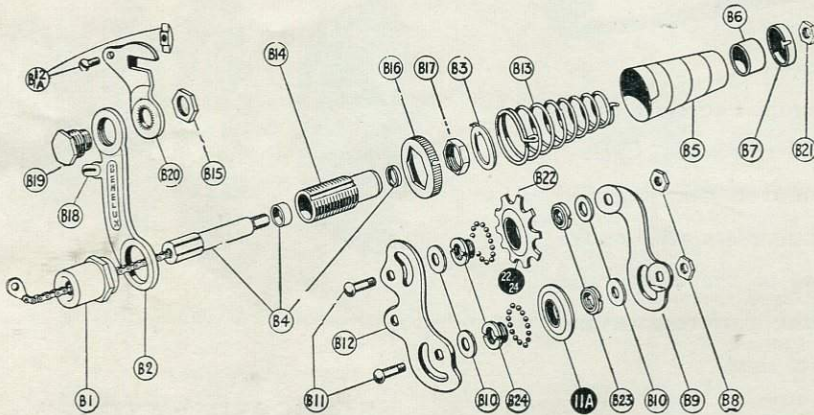

Weight, 13 oz.

Cheaper in the long run!

Benelux Spares

Trade Service Unit for Benelux Gears

This outfit provides dealers with everything necessary for servicing the four patterns of Benelux gear for $\frac{1}{8}$ -in. and $\frac{3}{32}$ -in. chains.



When ordering BENELUX Spares, please mention whether for 3 speed $\frac{1}{8}$ ", 4 speed $\frac{1}{8}$ ", 4 speed $\frac{3}{32}$ ", 5 speed $\frac{3}{32}$ ".

Ref. No.

B.	
1	Outside Domed Adjusting Nut
2	Arm
3	Tab Washer
4	Op. Shaft complete with Op. Ch. Chain, Link Screw Nut and Washers
5	Volute Spring
6	Thimble
7	Spring Ret. Cup (small)
8	Pulley Nut
9	Rear Guide Plate
10	Packing Washer $\frac{1}{8}$ " Chain only
11	Pulley Ret. Pin
11a	Roller Tension complete
12	Front Guide Plate
B12a	Rosa Stop Guide and Pin
13	Taper Tension Spring
14	Adj. Sleeve
15	Quick Release Nut
16	Spring Ret. Cup (large)
17	Spring Adj. Nut
18	Cable Stop
19	Quick Release Bolt


Ref. No.

B	
20	Arm Bracket
21	Op. Shaft Nut
22/24	Jockey Sprocket complete
22	10T. Jockey Sprocket
23	Cone Screw
24	Cone Nut
27/38	BENELUX Handlebar Control Lever complete
	Ditto, Standard Clip-on
27	Cable complete
29	Inner Wire only
29a	Draw Bolt
30	Handlebar Inverted Member
31	Handlebar Rubber Cushion
32	Handlebar Centre Pin
33	Handlebar Centre Pin Washer
34	Trigger Knob
35	Trigger Pivot Pin
36	Spring Washer
37	Hex. Friction Pad
38	Pivot Pin Lock Nut

BENELUX lever top or down tube control ...
(Clip-on or braze-on type)

Cyclo

"Ace" Three- and Four-Speed Gear



By reason of its design, this gear is strictly limited to close ratios recommended. It is simple and efficient. The proved "Cyclo" twin-cable control is retained to give fault free changing and trouble free service. The "Ace" is sold complete with spoke disc as illustrated. Although limited in use to the close ratio fraternity, we can nevertheless state that the performance and action of this gear make it the leader of its class.

Stock Chain Clips, $\frac{3}{8}$ " and $\frac{1}{2}$ " Taper.

Complete Gear, average weight : 1 lb. 8 ozs. (Approx. 0-Kg. 7-30 Gr.)

STOCK SIZES :

TRIPLE FREEWHEELS


UNIVERSAL FLUSH BACK
(Needs no alteration to rear wheel)

16 x 18 x 20 th.

16 x 18 x 21 th.

16 x 18 x 22 th.

Code Word : CYFU



STANDARD "CYCLO" FREEWHEELS

Code Word : CYFE

Recommended sizes :—

13 x 17 x 19 up to 21th.


14 x 17 x 19 up to 21th.

15 x 17 x 19 up to 21th.


13 x 18 x 19 up to 21th.

14 x 18 x 19 up to 21th.

15 x 18 x 19 up to 21th.



"ACE FOUR"



The Ace Gear is also suitable as a Four-Speed when used with a quadruple freewheel.

Recommended Quadruple F.W. :—

Sizes : 15 x 17 x 19 x 21.

14 x 17 x 19 x 21.

Code Word: CYFOR

Cyclo Coaster Derailleur




CYCLO-PERRY COASTER DERAILLEUR CONVERSION

The attachment is fastened by two bolts to a brazed or clipped-on support on the chain stay below the top run of the chain. Pivoting on the lower part of the attachment is a cage carrying two tension pulleys, the cage also acting as a chain guard. The cage and pulleys are lightly spring loaded and when the cycle is being pedalled the chain, which passes over the top of the rear pulley and below the front one, runs very lightly indeed on the rear pulley and scarcely contacts the front one. Friction is negligible, in fact it could be said not to exist.


No matter how sharply the rotation of the pedals is reversed, the attachment deals with the increased chain length on the top run immediately.

The new attachment is suitable for use with most derailleur gears similar to illustration.

A triple block of sprockets is fitted to the Perry coaster hub. These are standard type sprockets and are screwed on to the outer surface of a sleeve—largest sprocket first.



The Cyclo-Perry chaingear—coaster hub combination—showing braking action on chain.



TRIPLE FIXED BLOCK


Code: **TRICO.**

Comprises screwed sleeve, three sprockets and lock ring.

Stock sizes of sprockets are :

16 × 18 × 20	—	$\frac{1}{2}$ "	×	$\frac{1}{8}$ "
16 × 19 × 22	—	$\frac{1}{2}$ "	×	$\frac{1}{8}$ "
17 × 19 × 21	—	$\frac{1}{2}$ "	×	$\frac{1}{8}$ "
18 × 20 × 23	—	$\frac{1}{2}$ "	×	$\frac{1}{8}$ "

It is recommended that no other size than 46-tooth chainwheels are used.




Showing D stay double chain stay clip.

Code: **CHECO.**

Chain Stay Spring Rocker with stay braze-on clip; also available for $\frac{5}{8}$ " Round clip.

When ordering state type of clip required.



Showing normal driving action of the chain.

CYCLO - PERRY DERAILLEUR PRICES :

BENELUX SPECIAL 3-SPEED OUTFIT COMPLETE

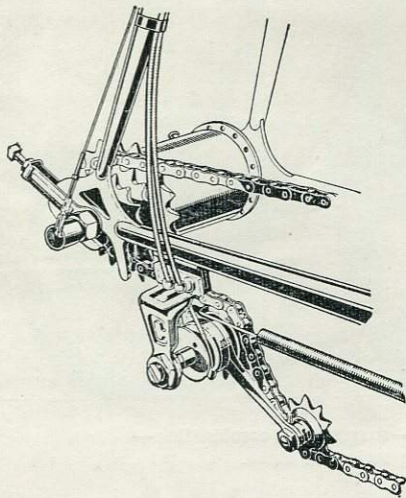
Code: **BECO** less Hub

ACE 3-SPEED OUTFIT COMPLETE

Code: **ACO** less Hub

When ordering Perry Coaster Hub, please specify fitted with P.318- $6\frac{1}{2}$ " spindle

Cyclo Hub Gear Conversion Sets



SIX-SPEED HUB GEAR CONVERSION SETS

(Top Tube Control)

NINE-SPEED HUB GEAR CONVERSION SETS

(Top Tube Control)

Now, the new double or triple fixed sprocket block, complete with Cyclo Gear for cycle or tandem, converts your existing 3-speed hub to a 6- or 9-speed gear.

Special Features : No alteration to the wheel or spindle. The triple version is so arranged whereby chainline is obtained on the middle gear as soon as the specially designed sprocket block is fitted on the existing hub freewheel body.


The remainder of the gear is fitted in the usual way with chain stay bracket fittings to customer's choice. Can also be fitted with either top tube or twist grip control. The only modification required is the adding of 4 links to the existing chain.

SPROCKET BLOCKS for 3-Speed Hub Conversion

DOUBLE FIXED BLOCK Type D/S

Comprises short screwed sleeve. Combinations available :


Top : G.S. 13, 14, 15, 16, 17, 18 th.
Low : G.S. 16, 17, 18, 19, 20, 21, 22 th.



DOUBLE FIXED BLOCK Type—Splined

Top : G.S. 13, 14, 15, 16 th.
Low : 16, 17, 18, 19, 20, 21, 22 th.

Price complete with Lock Ring:





Note : For splined fitting top gear sprocket can only be 13 to 16 inclusive.

TRIPLE FIXED BLOCK Type T/S

Comprises screwed sleeve and three sprockets—any combination as under :—


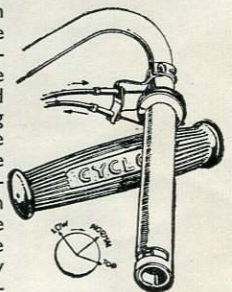
Top : 13, 14, 15, 16 th.
Middle : 17, 18, 19, 20, 21, 22 th.
Low : 24, 25, 26, 28 th.



TWIST GRIP CONTROL

Fitting Instructions.

Drill a $\frac{5}{32}$ " hole on the centre line of the outside of the handlebar, slide over the twist grip sleeve, and insert pin, screwing nut from the inside of the tube. The head of the pin acting as a stop at each extreme end of the slot. To slip the rubber grip easily over the extra thickness smear the sleeve slightly with grease.



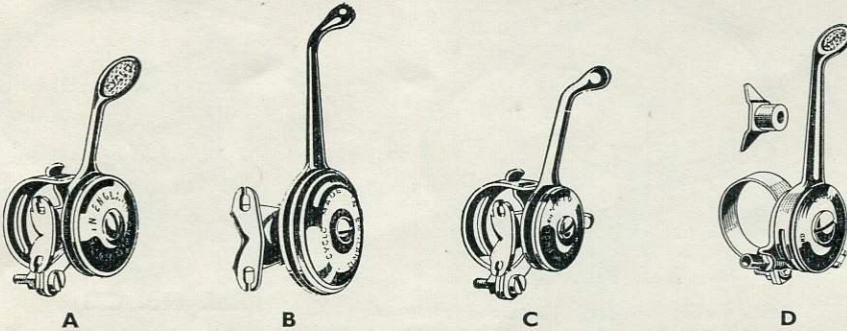
SPROCKET REMOVER Ref. 130

Will remove the most obstinate sprocket without damage to the teeth.

Cyclo

Derailleur Gear Controls

FOR SINGLE AND DOUBLE WIRE SYSTEMS




- A — Ref. C/20/26 Control Lever Standard for Cyclo 2-3-4 Speeds.
- B — Ref. CB/20/26 " " Braze on type " " "
- C — Ref. OA/20/26 " " for Oppy and Ace Gear 2-3-4 Speeds.
- Ref. OAB " " Braze on type for above.
- D — Ref. 19/25 " " for Super Olympic 3- and 4 Speeds.
- Ref. B/19/25 " " Braze on type for above.

N.B.—All Clip-on Type Levers illustrated above can be supplied for $\frac{7}{8}$ ", 1" or $1\frac{1}{8}$ " Tubing. Please state size required when ordering.

Control Lever Braze-on Boss for D type

"ROSA" TENSION PULLEY (Patent)



Dural Flanges. Weight 3 oz.

Eliminates the possibility of the chain jumping over pot holes. The "Rosa" Tension Pulley is adaptable to any type of derailleurs. Should be fitted to gears where the number of teeth between low and top exceeds 10.

REYNOLD'S CYCLO-STEM STEERING HEAD LOCKING DEVICE

(Pat. appd. for)

Ref. No. 800


Set comprises : Reynold's Cyclo Patent Double Butted 9" Column complete with Patent Steering Lock.

This simple device does away with the old-fashioned and un-mechanical expander bolt liable to cause damage when fitted to light alloy stems. Gives neater appearance and weight reduction.

The expander bolt is replaced by a hexagonal lock nut which fits a 4° tapered standard fork column corresponding with a similar angle on the lock nut—a dural washer if required acts as intermediate packing washer between the hexagon lock nut and the round steering head lock nut.

Specify this latest improvement on your new machine.

BENELUX HANDLEBAR CONTROL

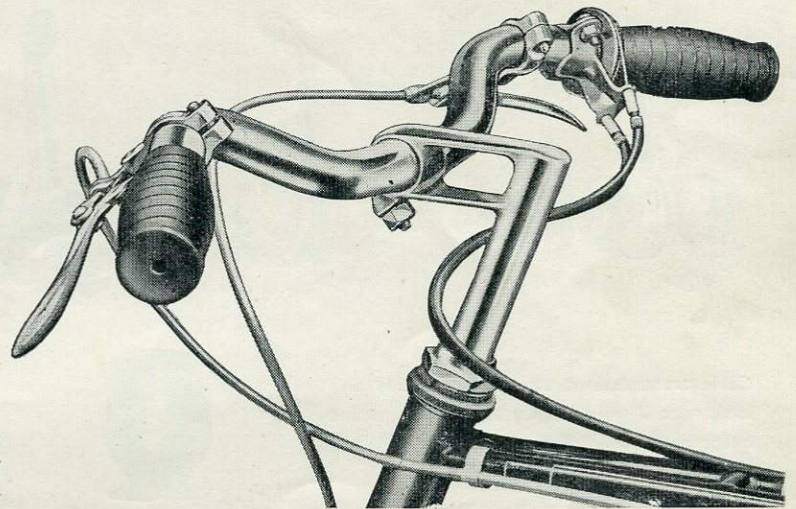


Instead of the usual control lever mounted on the down tube, BENELUX is fitted into the end of the handle-bar bend, either left or right as you wish.

Don't waste valuable seconds searching for the control lever ; fit a BENELUX and change at will, and at speed. (Fits all single wire Derailleurs.)

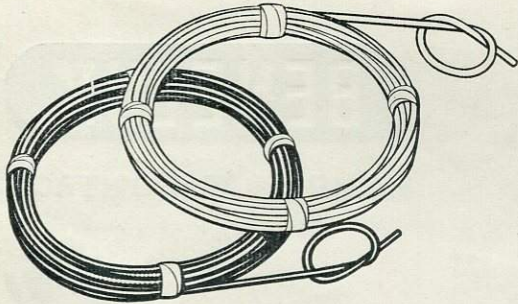
Main features : Readily fitted, NO DRILLING OF THE HANDLEBAR, ADAPTABLE TO ALL CONTINENTAL SINGLE WIRE RACING GEARS.

For quick change you must use "BENELUX" With handle-bar length transmission.



Complete handlebar assembly showing "Allrounder" Handlebars, Twist Grip, "Rosaloy" Cut-away Extension and Steering Head Locking Device

Cyclo High-grade Quality Products



All our outercasing is manufactured of high tensile rustproof non-compressing steel wire covered with coloured plastic material of the highest quality and finish. Stock sizes: O - Cyclo - Benelux. Size I.

Ref. No. C/1

Waterproof covered outer casing, smooth finish.

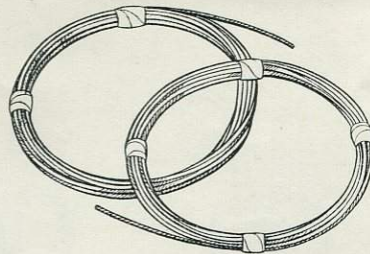
Ref. No. S/F.1

Supple-fluted Ribbed finish.

Standard Stock Sizes :—No. 2 Cycle Brake Course.

Price per 50 ft. coil :

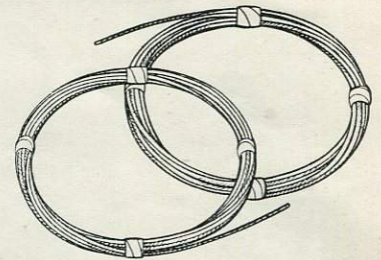
Colours : Silver, White, Red, Blue, Yellow, Black, Green.
Other colours on demand.



Ref. No. C/2

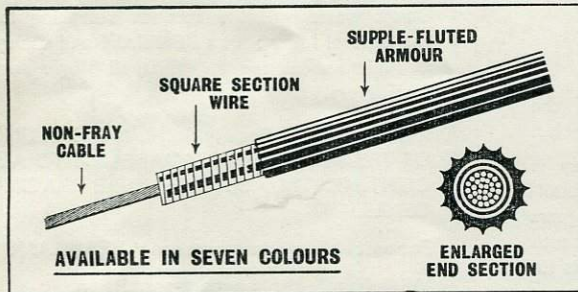
Best quality non-fray 12 strand cycle wire. Can be used for all types of controls such as carburetters, 3-speed hubs, etc. Available in 100 ft. coil.

Size : 0



Ref. No. C/3

Best quality non-fray cycle brake wire, size 1-14 strands. Available in 100 ft. coil. Size : I

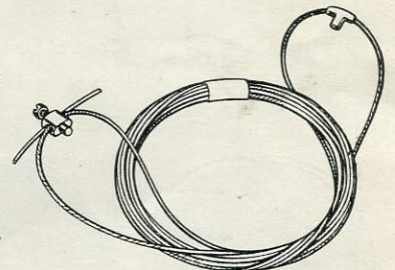


Ref. No. 32B

Patent nipple with inner wire non-fray. Cycle length size.

Ref. No. 32/T

Patent nipple with inner wire non-fray. Tandem length size.



CONTROL LEVER DAMPERS

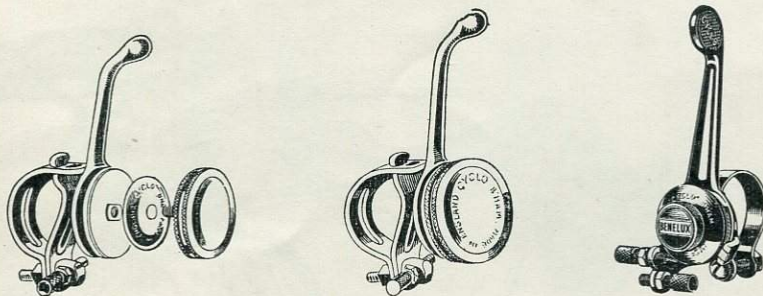
Ref. CD

Will fit any Cyclo lever single or double wire type as illustrated. The Cyclo damper enables the rider to adjust or lock up the control at will and in a most convenient way. Readily fitted.

Super Chrome Finish. Weight $\frac{1}{2}$ oz.


Benelux-Type with enamelled badge.

Ref. BC



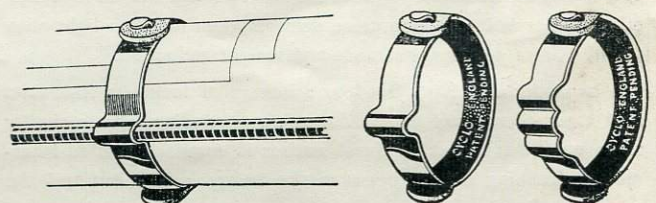
Cable transmissions can be made tidy and look neat if you use Cyclo Duplex patent quick detachable clips. Made for $1\frac{1}{8}$ " and 1" tubing.

Single Groove Ref. 10/c
Treble Groove Ref. 103/c



$\frac{1}{8}$ " Spring Stay Clip
2-way as illustration

Single Groove. Ref. 10/1
Double Groove. Ref. 10/2



Carded : 12 per card.

BENELUX

Chain Shifters and Chain Wheels

"ROSA"

Standard 5-pin Type

Available in $\frac{1}{8}$ " and $\frac{3}{32}$ "

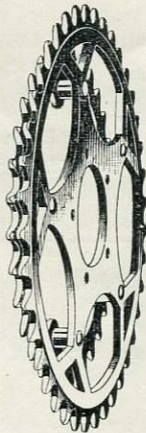
CHAIN WHEELS

50, 49, 48, 47

46, 44, 42

40, 38, 36 th.

LH Crank to match 7" and 6 $\frac{1}{2}$ "



CHAIN RINGS

48, 47, 46

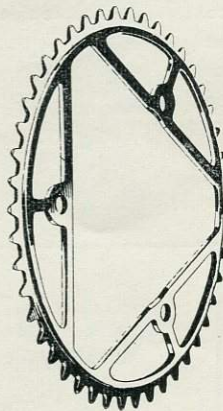
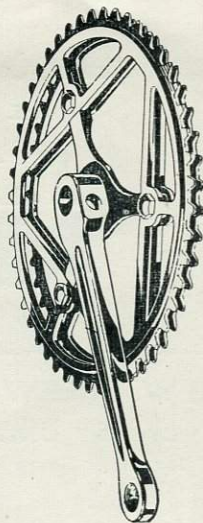
38 and 36. 34

32, 30, 28
26, 24 th.

RH Crank to match 7" and 6 $\frac{1}{2}$ "

Double Chain Wheels can be coupled to suit your requirements.

"BENELUX" close ratio $\frac{3}{32}$ " double Chain Wheels 6 $\frac{3}{4}$ " 3-pin type as used in Tour of Britain



Racing Chain Wheel Set can be coupled up from any of following sizes : 50, 49, 48, 47, 46 th, complete with 6 $\frac{3}{4}$ " cranks.

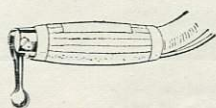
"Benelux" Single Chain Wheel, complete with Cranks.

"Benelux" Chain Wheel only : $\frac{1}{2} \times \frac{3}{32}$ "
Also available in $\frac{1}{2} \times \frac{1}{8}$ "

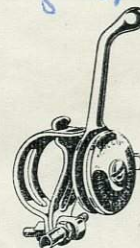

BENELUX Chain Shifter (PATT. APPD.)

Efficient and Easy Fitting

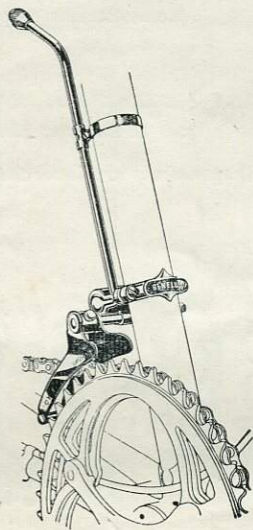
*with curved lever design
System 5 spro 7/32*



Showing Benelux Handlebar Control
Code Word : SHIB



Showing Frame Control
Code Word : SHIF



HAND CONTROL
Code Word : SHAN

Designed for double chain wheels to shift the chain automatically from one chain wheel to another and vice versa.

Supplied for both close and wide ratios.

When ordering please state whether:—

STANDARD TYPE FOR $\frac{1}{8}$ " CHAIN

RACING TYPE FOR $\frac{3}{32}$ " CHAIN

Cyclo

Universal Derailleur Hubs

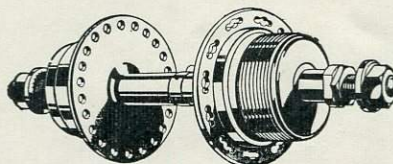
The hub is eyeletted on the free wheel side to make spoke replacement simplicity itself. The free wheel threaded portion will accommodate both **Cyclo** and **Boss** type multiple free wheels, and yet the width over locking nuts is only $4\frac{1}{2}$ ".

Double sided.

Flange Diameter : $2\frac{1}{2}$ ". Width over lock nuts, $4\frac{1}{2}$ ", drilling 40 holes.

REAR UNIVERSAL HUB

Ref. No. 816 SOLO.



Weight 13 ozs. (.370 gr.)

Finish highly polished, complete with ROSA Track Nuts.

Ref. No. T816. TANDEM TYPE.

REAR CYCLO EXPANDING TANDEM HUBS


Heavy duty type.

Brake flange O/S diameter $6\frac{1}{2}$ "
 Gear side " " $4\frac{1}{2}$ "
 Width over Cones ... 5"

Made for $1\frac{3}{4}$ C/Line.

Drilled 40 holes.

Complete with transmission-cum Rod, but less lever.




These Rear Hubs are fitted with powerful alloy shoes, Ferodo-lined, giving exceptional braking power—specially screwed for Cyclo 3 or 4 speed freewheels—bearings mounted on grease retaining cups requiring no oiling. Smooth and powerful—ideal for tandem or motor-assisted cycle.

B.W. FREEWHEEL HUB UNIT

3- and 4-Speed "CYCLO" UNIT for all types of Derailleur Gears

Drilling 36 or 40 holes



Showing complete hub F.W. assembly. Weight 18 oz.

Stock Sprocket Sizes : 12 to 26 teeth, interchangeable on all gears.

The advantages of the "CYCLO" UNIT are apparent to anyone upon inspection :—

- 1.—Extra large pawls—pawl action and ratchet are the strongest to be found on any existing freewheel—springs easily detached.
- 2.—For cleaning and dismantling, one nut only to unscrew.
- 3.—The only freewheel giving a 12 th. sprocket.

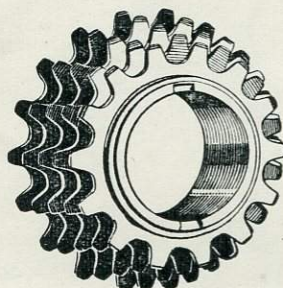
The width over lock nuts is $4\frac{5}{8}$ ".

Ref. 804 3-Speed.

Four-Speed type, Ref. 804A.

HUB UNIT BLOCK

Showing block sleeve unit 5-Speed sprocket assembly, only made in $\frac{1}{2}$ " x $\frac{3}{32}$ " size.

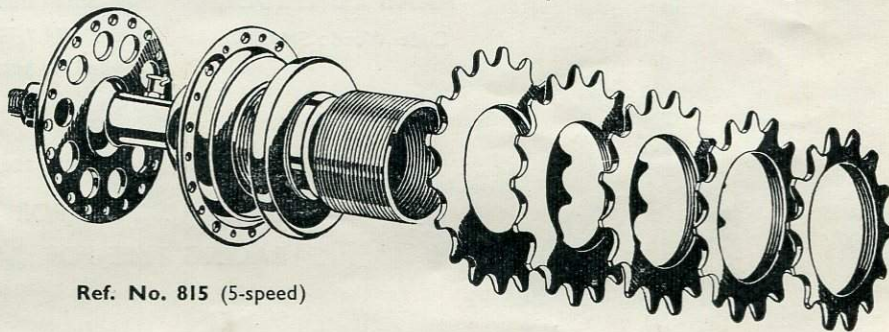


Ref. No. 814 (4-speed)

Also available in 4-Speed.

ANY COMBINATION AVAILABLE from 14 th. up to 23 th.

All sprockets are interchangeable.

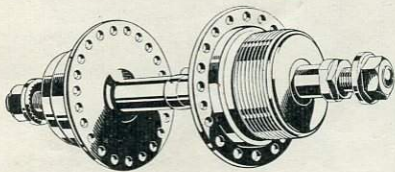


Ref. No. 815 (5-speed)

Cyclo

Benelux Sport Hubs and Conversion Spindles

REAR BENELUX SPORT HUB for 3-speed $\frac{1}{8}$ " and 4-speed $\frac{3}{32}$ "




Ref. No. 300

Boss Type (as illustrated) **Single sided.**
Finish chrome, complete with ROSA Track Nuts

REAR BENELUX SPORT HUB

for 4-speed $\frac{1}{8}$ " and 5-speed $\frac{3}{32}$ "




Ref. No. 310

Double sided type with off-side double threaded for fixed sprocket and lock ring. Drilling 40 holes.

Finish chrome, complete with ROSA Track Nuts.

FRONT SPORT HUB



Ref. No. 51

Finish highly polished, complete with ROSA Track Nuts.

Width over Lock-nuts $3\frac{11}{16}$ " drilling 32 holes.

The free wheel threaded portion will accommodate both **Cyclo** and **Boss** type multiple free wheels, and yet the width over locking nuts is only $4\frac{1}{8}$ ".



Ref. No. 504

DURAL HUB LOCK RING

CONVERSION SPINDLES

For "CYCLO" and other fitments when extra spindle length is required.



Ref. No. 60

Complete Spindle as illustration, Standard size: $\frac{3}{8}$ " x 26 thread. Length, $6\frac{1}{2}$ ".



Ref. No. 61

Spindle with Cones only, as illustration, Long Cones, Spindle only,

Ref. No. 62R

Spindle and threaded packing pieces only, made for Raleigh cycles. Length, 7", $\frac{5}{16}$ " x 26 thread. Spindle and packing pieces.


"OPPY" SERRATED WASHERS

Ref. No. 62



For use on drop-out fork-ends without adjusters. Will stop wheel pulling over. Specify "OPPY" Washers on your machine. Made to fit $\frac{3}{8}$ " x 26 th. standard size rear spindle; $\frac{7}{8}$ " dia. $\frac{7}{32}$ " thick. Gun Black Finish.

"ROSA" SWINGING CRANK

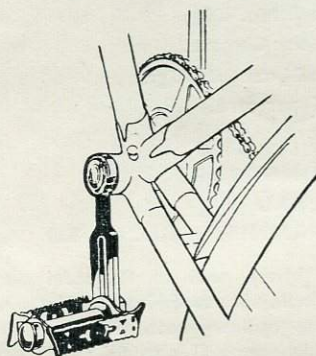


Ref. No. 66/A/L

This type is for left hand fitting direct with existing bracket axle, and is suitable for either a short leg, a stiff limb, or an artificial leg without movement above the knee.

LESS PEDAL.
Ref. No. 66/S

For Left or Right Side. Only suitable for rider with slight or partial knee action.



Ref. No. 66/A/R

This type is for fitting on chain wheel side, and requires to be used in conjunction with our special axle Ref. R. This type enables the drive to be carried by the left leg, whilst the right leg remains stationary.

IMPORTANT.—When ordering, please give the following information :—

- (1) State Ref. No. of type required.
- (2) State if required for *right* or *left* leg.
- (3) Is limb entirely stiff, or has it partial movement?



The Special Axle is not required for Left Hand.

Ref. No. R. Special Axle for R.H.
Axle made to special size

N.B.—When ordering, please send existing bracket axle or sketch with measurements to enable us to send the correct type.

Cyclo Steel Sprockets, General Accessories

STEEL HUB SPROCKETS for $\frac{1}{2}$ " \times $\frac{1}{8}$ " Chain.


Also suitable for HUB UNIT

IMPORTANT.—All Cyclo Sprockets with pointed teeth are machined to a Cyclo Form Tooth relieved to ensure the best results on the chain and silent gear change. All sprockets are interchangeable when used on 3-speed hub unit. A special flush sprocket can be supplied on a 4-speed unit hub combination.

Stock Sizes :	12, 13, 14, 15, 16, 17, 18, 19, 20, 21 th.
	22, 23, 24, 25 th.
	26, 28 th.

These sprockets are also suitable for standard cycle hubs.

$\frac{1}{2}$ " \times $\frac{3}{32}$ " RACING SPROCKETS (Pointed Tooth Form)



$\frac{1}{2}$ " \times $\frac{3}{32}$ " only sizes available 14, 15, 16, 17, 18th, for Standard Double-sided Hubs. 5 per card.

SUPER BOTTOM BRACKET AXLE Ref. No. 391 Nickel Steel



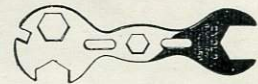
Machined in lightest possible size. Nickel Chromed-polished end. Made in $1\frac{1}{2}$ C/L and G.C.C. Included in all high-class specifications.



"OPPY" STEEL PLATES Ref. No. 752

Save wear and tear to the shoes when riding with rat-trap pedals.

6 pairs per card.



"CYCLO" SPANNER Ref. No. 38

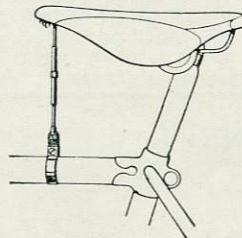
For all gears of the Cyclo Range.

6 per card.



"ACE" SPOKES PROTECTOR Ref. No. A/1

Made of polished aluminium. Pierced to screw on dead centre to hub thread. Recommended for all types of derailleurs except "CYCLO."



SID PATTERSON SADDLE SUPPORT

The racing man's best friend. Will stop that saddle from moving.

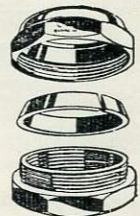
Ref. No. 400

Finish : Chrome.

Weight, $2\frac{1}{2}$ ozs. 0.070 gr.

6 per card.

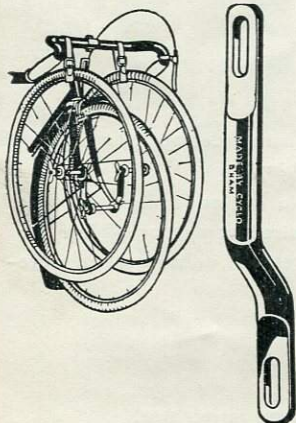
ROSALUMIN PATENT STEERING LOCK NUT



Ref. No. 758

Made in light alloy. The perfect lock nut prevents head of cycle becoming loose under any conditions. Made to fit 1" \times 24 thread column.

6 sets per card.



"ROSA" SPRINT WHEEL CARRIERS

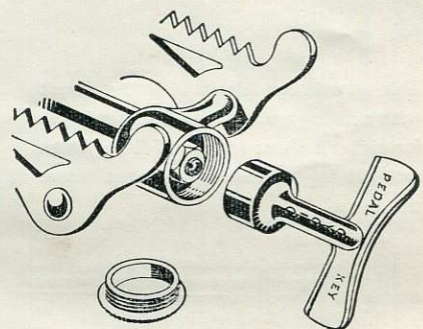
Ref. No. 361

Designed to accommodate 26" or 27" wheels. Weight, 3 ozs. per pair.

WING NUT PEDAL SPANNER Ref. No. 820

A handy tool to fit pedal spindle nut usually inaccessible with ordinary spanner. The wing part will also fit pedal cap slot.

Although designed for Cyclo pedals, will also fit most standard pedals.




6 per card.


Cyclo

Accessories of Outstanding Merit


AN ATTRACTIVE AND CONVENIENT METHOD OF STOCKING AND DISPLAYING SMALL "CYCLO" ACCESSORIES



CARDED NIPPLE KEYS
12 per card.



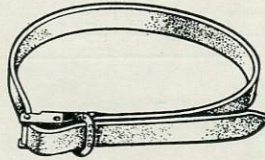
CARDED TOE STRAPS
6 pairs per card.



CARDED TRACK NUTS
6 sets per card.



Ref. 135
Universal Nipple Key
The best of its type — accurately machined and hardened—a most handy little tool.




"OPPY" Quick Release
Selected Chrome Leather Straps.
Ref. No. 76. Made to meet the demand for a good quality Strap.



"ROSA"
Track Nuts for Hub Spindles.

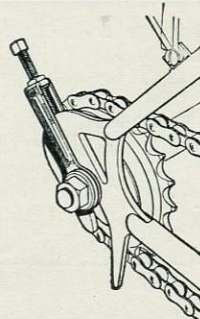


Ref. 61/A
Cadmium finish :
Chrome finish :



Ref. 803. CHAMPION DU MONDE TRACK MODEL


Specially designed for fast cornering.
Weight, 12 ozs. Width, 3 1/4"



Ref. 756
CYCLO PRECISION "TRUE-TRACK" CHAIN ADJUSTERS

A simple device that allows the wheel to be replaced in its exact original position.
Swings clear as soon as the spindle nuts are slackened.
Prevents the rear wheel pulling over under pressure. Specially designed for drop-out fork ends.
Weight, 1 oz.
Cadmium Finish, Price per pair.
Attractively boxed in sets of 36 pairs.
6 pairs per card.


Track model "Sid Patterson" world champion draw back fork end type.
Chrome finish.
Ref. 756/T



Ref. 805/A
"ROSALOY" DROP-FORGED "NEW LOOK" Regd. Design STEM

Machined entirely from a solid stamping, giving extreme lightness with extreme strength.
There's no finer extension at any price.

Ref. 805/B
Expander Type extra



Ref. 751. "OPPY" Toe Clip
Regd. Design No. 868596

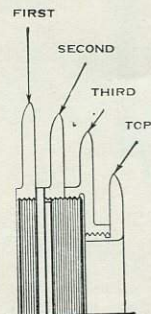
Made from one piece rustless piano wire, light, strong and indestructible.
Weight, 2 1/2 ozs. per pair.

Cyclo

Pointed Form Teeth Freewheel Stock Sizes

SPECIAL FEATURES


1. STEEL CENTRE & LOCKRING : MACHINED TO FINE LIMITS
2. 3 PAWLS ACTION (PAWL REVERSIBLE)
3. FREEWHEEL BODY — WITH TWO FULL ROWS OF BALLS



Descriptive Reference for Sprockets :—

In all cases the largest sprocket (low gear) is referred to as FIRST, the next largest as second and so on (see sketch). The smaller sprocket is Top.

When ordering, always state Codeword reference as listed.




Recommended for all types of Standard Hubs.

Code Word : CYFA

NOTE—2-speed first sprocket, 3-speed second sprocket and 4-speed first sprocket are interchangeable. Top speed is part of ratchet body.

STANDARD 2 SPEED $\frac{1}{8}$ ".


FIRST—17, 18, 19, 20, 21, 22, 23, 24, 25, 26, 28. TOP—16 only. First gear is left hand thread.



Code Word : CYFU

NOTE—Top speed is part of ratchet body. Second gear is interchangeable with 2 speed first gear sprocket. FLUSH BACK 3 SPEED $\frac{1}{8}$ ".


FIRST—19, 20, 21, 22, 23, 24, 25, 26, 28. SECOND—17, 18, 19, 20, 21, 22, 23, 24. TOP—16. First and second gear are interchangeable.



Code Word : CYFE

NOTE—Right hand threaded sprockets for 3 speed and 4 speed are interchangeable. Details relative to interchangeability are shown alongside standard 4 speed illustration. STANDARD 3 SPEED $\frac{1}{8}$ ".

FIRST—18, 19, 20, 21, 22, 23, 24, 25, 26, 28. SECOND—17, 18, 19. TOP—13, 14, 15, 16.



Code Word : CYFOR

NOTE—First speed sprocket is interchangeable with Flush Back second sprocket and 2 speed first sprocket. Second speed sprocket is interchangeable with first speed on the 3 speed Standard Freewheel. Third speed is interchangeable with second speed in the 3 speed Standard Freewheel and top with top. STANDARD 4 SPEED $\frac{1}{8}$ ".


FIRST—18, 19, 20, 21, 22, 23, 24, 25, 26, 28. SECOND—18, 19, 20, 21, 22, 23, 24. THIRD—17, 18, 19. TOP—13, 14, 15, 16. First gear is left hand thread.

Cyclo

Benelux Square Form Teeth Freewheel Stock Sizes

SPECIAL FEATURES

1. STEEL CENTRE & LOCKRING : MACHINED TO FINE LIMITS
2. 3 PAWLS ACTION (PAWL REVERSIBLE)
3. FREEWHEEL BODY — WITH TWO FULL ROWS OF BALLS

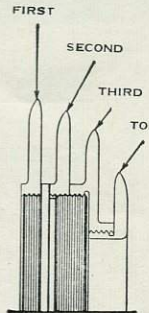


Recommended for all types of Standard Hubs.

Code Word : **BLUSH**

NOTE—Top speed is part of ratchet body. Second gear is interchangeable with 2 speed first gear sprocket. FLUSH BACK 3 SPEED $\frac{1}{8}$ ".

FIRST—20 Th. Second—18 Th. TOP—16 Th. First and second gear are interchangeable.



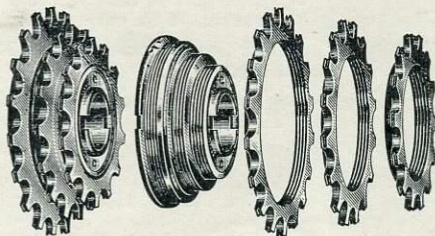
Descriptive Reference for Sprockets :—

In all cases the largest sprocket (low gear) is referred to as FIRST, the next largest as second and so on (see sketch). The smaller sprocket is Top.

When ordering, always state Codeword reference as listed.

CYCLO FREEWHEELS

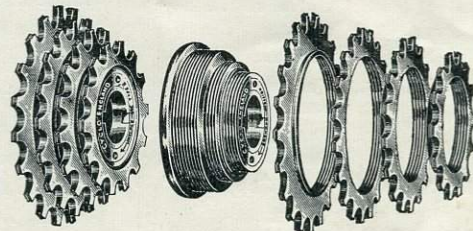
THE LARGEST MULTIPLE FREEWHEEL RANGE IN THE WORLD.



Code Word : **BEF**

NOTE—First gear sprocket is interchangeable with B.2 4 speed $\frac{1}{8}$ " first and second gear sprockets. Top gear sprocket is interchangeable with B.2 4 speed $\frac{1}{8}$ " top gear sprocket. S.B. 3 SPEED $\frac{1}{8}$ ".


FIRST—17, 18, 19, 20. SECOND—15, 16, 17. TOP—13, 14, 15.



Code Word : **BEFA**

NOTE—First and second gear sprockets are interchangeable with S.B. 3 speed first gear sprocket. Top gear sprocket is interchangeable with S.B. 3 speed top gear sprocket. B.2. 4 speed $\frac{1}{8}$ ".


FIRST & SECOND—17, 18, 19, 20, 21, 22, 23. THIRD—16, 17, 18. TOP—13, 14, 15.



Code Word : **BEFE**

NOTE—The following sprockets are interchangeable with B.2. 5 speed $\frac{3}{32}$ ". First and second with first and second. Third with third and fourth. Top with top. S.B. 4 SPEED $\frac{3}{32}$ ".


FIRST & SECOND—17, 18, 19, 20, 21, 22, 23. THIRD—16, 17, 18. TOP—13, 14, 15.



Code Word : **BEFO**

NOTE—The following sprockets are interchangeable with S.B. 4 speed $\frac{3}{32}$ ". First and second with first and second, third and fourth with third, top with top. Freewheel Bodies for B.2. $4-\frac{1}{8}$ " : $4-\frac{3}{32}$ " : and $5-\frac{3}{32}$ " are NOT interchangeable. B.2. 5 SPEED $\frac{3}{32}$ ".

FIRST & SECOND—17, 18, 19, 20, 21, 22, 23. THIRD & FOURTH—16, 17, 18. TOP—13, 14, 15.



Attractively presented for shop or window display. Full size: 4 ft. x 1 ft. 8 in. in two colours, blue and orange. Completely fitted to receive the following free wheel stock and sprockets.

BODIES

- 4—5-speed 3/32" 4—4-speed 1/8"
- 4—4-speed 3/32" 4—3-speed 1/8"
- LOW GEARS 1/8" 3 of each.
- 17, 18, 19, 20, 21, 22, 23.
- 3rd MIDDLES 1/8" 3 of each.
- 15, 16, 17, 18.

SPROCKETS

- TOPS 1/8" 3 of each.
- 13, 14, 15.
- LOW GEARS 3/32" 3 of each.
- 17, 18, 19, 20, 21, 22, 23
- 3rd and 4th MIDDLES 3 of each.
- 15, 16, 17, 18.

SPROCKETS

- TOPS 3 of each.
- 13, 14, 15.
- 3-SPEED MIDDLES 1/8" 3 of each.
- 15, 16, 17.

FREEWHEEL SPARES

For: 2, 3, 4, 5-SPEED

- Ref. 2 Lock Ring for 2-speed ...
- 3 " " " 3-speed Universal ...
- 3/C " " " 3-speed Standard ...
- 3/B " " " 3 and 4-speed Boss ...
- 4/B " " " 4 and 5-speed Benelux ...
- Pawl Springs. Ref. 50 Leaf Copper Spring ...
- Pawl Springs. Ref. 42 Hair Spring
- Packing Washers.
- Cyclo Standard Multiple Freewheel Type.
- Large Size 0.003 to 0.010—assorted...
- Boss and Benelux Type—small size...
- Ref. 353 Half-moon Pawls (interchangeable for all Cyclo Freewheels) ...
- Ref. 47 Peg Type (old type).

BENELUX QUAD 3/32"

- Locking Plate ...
- Inside Body ...
- Outside Body ...
- Pawls ...

BENELUX QUIN 3/32"

- Locking Plate ...
- Inside Body ...
- Outside Body ...
- Pawls ...

CYCLO FREEWHEELS

- Two-Speed Type ...
- Standard Triple Freewheel ...
- Triple Freewheel Universal Flush Back
- Quadruple Freewheels ...

FREEWHEELS, SPROCKETS

Service Repair Freewheels

- Cyclo 2 Speed ...
- Cyclo 3 Speed, Flush Back ...
- Cyclo 3 Speed, Standard ...
- Cyclo 4 Speed ...

New Sprockets Extra

- Benelux 3 Speed ...
- Benelux 4 Speed, 1/8" ...
- Benelux 4 Speed, 3/32" ...
- Benelux 5 Speed, 3/32" ...

Freewheel Sprockets

- 2 Speed Freewheel Body with top gear 16 or 17 th. ...
- 2 Speed Low Gear Sprockets, 21, 22, 23, 24 th. ...
- 3 Speed Freewheel, LESS Sprockets

- Top Gear Sprocket 13, 14, 15, 16 th.
- Middle Gear Sprocket 17, 18, 19 th.
- Low Gear Sprocket 19 to 28 th. ...
- 3 Speed Flush Back with top gear sprocket, 16 th. only ...
- Middle Gear Sprocket 18, 19, 20, 21, 22 th. ...
- Low Gear Sprocket 20, 21, 22, 23, 24, 25, 26, 28 th. ...
- Cyclo Standard 4 Speed Freewheel, LESS Sprockets ...
- Top Gear 13, 14, 15, 16 th. ...
- Third Gear 17, 18, 19 th. ...
- Second Gear 19, 20, 21, 22, 23 th. ...
- First Gear 21, 22, 23, 24, 25, 26, 28 th.

CYCLO BENELUX FREEWHEELS AND SPROCKETS

- Benelux 3 Speed 1/8" complete ...
- Benelux Body 1/8" only ...
- Benelux 4 Speed 1/8" complete ...
- Benelux Body 1/8" only ...
- Benelux Spare Sprockets, 1/8" 13 to 20 th. ...
- 21 to 23 th. ...
- Benelux 4 Speed 3/32" complete ...
- Benelux Body 3/32" only ...
- Benelux 5 Speed 3/32" complete ...
- Benelux Body 3/32" only ...
- Benelux Spare Sprockets, 3/32" 13 to 20 th. ...
- 21 to 23 th. ...

For the Convenience of Stockists :
Benelux Freewheels can be supplied with sprockets unassembled.

BENELUX TRIPLE

- Locking Plate ...
- Inside Body ...
- Outside Body ...
- Pawls ...

BENELUX QUAD 1/8"

- Locking Plate ...
- Inside Body ...
- Outside Body ...
- Pawls ...

Cyclo

Modern Fork Ends for High Class Frames


Each type shown is designed to fulfil a definite purpose :—
When placing your order with your agent or manufacturer for any "Specials"
to your own specification, please state type of fork end preferred.



**MODERN DESIGN
FRONT FORK
ENDS**

Ref. No. 154

$\frac{5}{16}$ " opening with Mud-guard eye.



**STRAIGHT DROP
OUT FORK ENDS**

Ref. No. 372


For Tourist
Derailleur Model



**"CYCLO" DOUBLE
PURPOSE FORK ENDS**

Ref. No. 371

Suitable for all types of Sports frames. Solo Type. This Fork End gives an adjustment for the gear if the owner desires to change his gear ratios by the fitment of new back cogs.

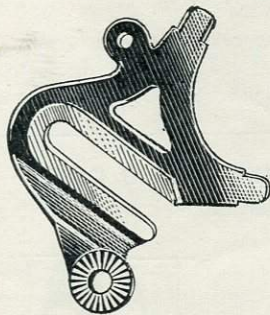


**CONTINENTAL
FORK ENDS with
CHAIN SPIGOT**

Ref. No. 153

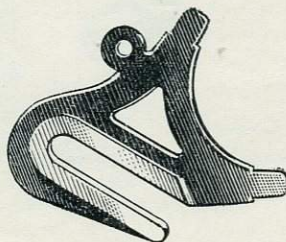
SUPER HEAVY GAUGE REAR FORK ENDS

Machined all over.



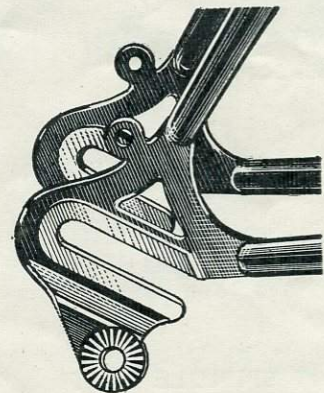
Ref. No. 902

Right side Benelux fork end incorporating gear bracket. A high grade fitment for your "Tour of Britain" Model.




Ref. No. 902/S

Left side Benelux fork end.
Also supplied in pairs.



Showing general assembly as fitted to "Tour of Britain" Model.



Ref. 23/P

Ref. 24/P

Ref. 23/P Reg. Design Mudguard Eyes, Peg type.

Ref. 24/P Reg. Design Reflector Eyes—also suitable as braze-on fitting for Cyclo Tension Spring.



Ref. T/E

Ref. T/E "Cyclo" Detachable and Adjustable Braze-on Bracket.



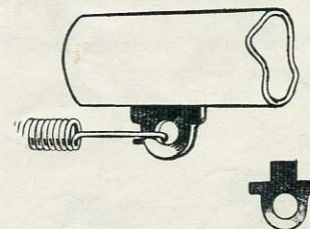
Ref. 25

Ref. 25 Braze-on Pump Pegs, Peg Type.



Ref. 25/C

Ref. 25/C Braze-on Concave type.



**"CYCLO"
TENSION SPRING EYE**

Ref. No. 26

Braze-on Eye (as illustrated)

Cyclo

STANDARD Cycle Parts

FRONT SPINDLE

Ref. Code CSP/2



$\frac{5}{16}$ " \times 26 thread. Overall length $5\frac{1}{2}$ "
Finish : Gun Black. Assembled as illustrated

Approx. weight per gross :
9.200 Gr.—20 lbs. 5 ozs.

REAR SPINDLE

Ref. Code SCP/1



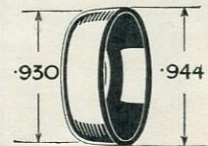
$\frac{3}{8}$ " \times 26 thread. Overall length $6\frac{1}{2}$ "
Finish : Gun Black. Assembled as illustrated

Approx. weight per gross :
14.750 Gr.—32 lbs. 8 ozs.

HUB CUPS FOR REPLACEMENT

FRONT HUB CUP

Ref. Code SCP/C1



Made from precision steel pressing,
machined and hardened

Approx. weight per gross :
Kg. 1.300—2 lbs. 14 ozs.

FRONT CONE MILLED

Ref. Code SCP/52



Self Colour

Approx. weight per gross :
1.700 Gr.—3 lbs. 8 ozs.

REAR CONE MILLED

Ref. Code SCP/21



Self Colour

Approx. weight per gross :
2 Kgs.—4 lbs. 2 ozs.

FRONT HUB CUP

Ref. Code SCP/C3

Made from the bar to the definite
standard size of .937" unless otherwise
specified

Approx. weight per gross :
1 Kg. 400—1 lb. 1 oz.

Finish : Self Colour—Hardened

FRONT CONE PLAIN

Ref. Code SCP/62



Self Colour

Approx. weight per gross :
1.750 Gr.—3 lbs. 10 ozs.

REAR CONE PLAIN

Ref. Code SCP/31

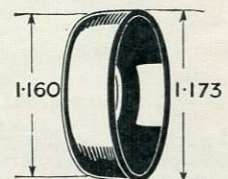


Self Colour

Approx. weight per gross :
1.950 Gr.—4 lbs.

REAR HUB CUP

Ref. Code SCP/C2



Made from precision steel pressing,
machined and hardened

Taper fit as per sizes shown

Approx. weight per gross :
2 Kgs.—4 lbs. gross

Finish : Self Colour

FRONT SPINDLE NUT

Ref. Code SCP/72



Manufactured from steel bar


Approx. weight per gross :
700 Gr.—1 lb. 9 ozs.



Manufactured from Steel Bar

Approx. weight per gross :
1.150 Gr.—2 lbs. 8 ozs

ACTUAL SIZE



Not less than 100 gross lots

STEEL WASHERS

Ref. Code SCP/W1

Cadmium Finish

Full size as illustrated

Stock Sizes :

$\frac{3}{8}$ " $\frac{5}{16}$ " $\frac{1}{4}$ " $\frac{3}{16}$ "

REAR HUB CUP

Ref. Code SCP/C4


Made from the bar to the definite
standard size of 1.156" unless otherwise
specified

Approx. weight per gross :
4 Kgs.—6 lbs. 8 ozs.

Finish : Self-Colour—Hardened

Cyclo

Precision All Steel Freewheel



1. Steel Centre and Lockring—machined to fine limits

2. Half Moon Pawl Action (Pawl reversible)

3. Freewheel Body— with two full rows of balls

MADE IN ALL SIZES FROM 16 th. UP TO 28 th.— $\frac{1}{2}$ " \times $\frac{1}{8}$ "

GUARANTEED FOR 50,000 MILES

The fine machining details may escape your eye, but you will perceive in use the reliable service which distinguishes each free wheel and for which we give the above guarantee.

THE WORLD'S LARGEST RANGE IN SINGLE SPEED FREE WHEELS

16, 17 & 18 tooth

19, 20, 21, 22, 23, 24, 25, 26 & 28 tooth

Terms of Business : Carriage paid English Port.

Packed Free 500 per case.

Delivery confirmation on receipt of indent.

All business through British Merchants.

Juvenile Fittings



JUVENILE FREEWHEEL

Ref. No. J/4

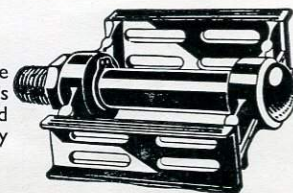
14th \times $\frac{1}{8}$ " 31/32" Bore \times 20 Thread.

JUVENILE PEDALS





Registered Design

Light and sturdy, these pedals are ideal fittings for every child's tricycle or miniature bike. Fitted with broad plates to avoid heavy wear on shoes.


Ref. J/3



Rosaloy Pedals have a standard finish of high class chromatic silver grey and are accurately machined to standard C.E.I. thread and size.



IceniCAM On-Line Library



www.icenicam.org.uk