



To **START** your

Cyclemaster

THE MAGIC WHEEL THAT WINGS YOUR HEEL




1. Close choke
2. Open petrol tap.
3. Lift clutch handle.
4. Set throttle control to midway position.
5. Pedal until cycle is well under way.
6. Release clutch handle.
7. As soon as possible after engine is running, open choke.

AVOID SUDDEN JERKS


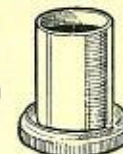

In your own interest, always ride as smoothly as possible. When starting with engine ticking over (as in traffic) give a little pedal assistance. **P.T.O.**


To Cyclemaster Dealers



Please tie this card to handlebars, before handing over a machine to which you have fitted a Cyclemaster wheel.



CYCLEMASTER CONTROLS

<p>THROTTLE</p> 	<p>OIL MEASURE</p> <p>Petrol tank cap serves as a measure 1 cupful of oil to a quart of petrol</p> 	<p>PETROL TAP</p> 
---	---	--



 <p>CLUTCH</p>	<p>SHUT OPEN</p>  <p>CHOKE</p>
---	---

PLEASE read your Instruction Book carefully.

P.T.O.