




YAMAHA

YAMAHA 50 SUPERSPORTS Model **FS-1**



YAMAHA




ANOTHER YAMAHA WINNER HAS HIT THE STREETS

Here's the ideal speed bike in the 50 cc class for every young cycle enthusiast. This model is the perfect answer for those who want to ride "something just a bit better" than his present bike.

Students and recent graduates everywhere are unanimous in their praise of its ultra-modern Grand Prix styling... with a unique design centered around the upswept muffler, longer, set-back seat, and extended gas tank. Designed for the streets, the FS-1 features a super-smooth, 5-speed transmission—perfectly synchronized for effortless shifting—and the dependable and powerful Yamaha Rotary Valve engine which has proven itself in every major international competition. The 5-speed transmission is another first for Yamaha... a feature which is seldom seen on 50 cc bikes... and which has a top 5th gear designed exclusively for higher speed cycling, permitting the rider to relax in a new world of speed and comfort heretofore unknown in bikes of this class. For convenience, the Super Sports 50 has the renowned Autolube system to eliminate the old-fashioned, time-consuming mess and bother of gas and oil mixing... it's all done automatically. And, because Yamaha knows safety is one of the most important assets of every good machine, the FS-1 has big, fade-free brakes which are both dust—and water-proof, plus an easy-to-see speedometer and big, bright head and tail lamps and flasher signals.

Finally, every young rider will appreciate the convenience of the single key which locks both the steering and the ignition, and, for extra convenience, is double sided so that it can be inserted either way... and the deluxe chrome trim on the lights... and the chromed fenders... and the racing motorcycle paint work... and the racer-type, straight bar handle... and, well, the excitement.

50 SUPER SPORTS FS-1




Yamaha's Rotary Valve engine delivers extremely efficient performance... with greater throttle response, greater torque, extra fuel economy and a broader power range. The 5-speed transmission is perfectly synchronized for effortless shifting.



Yamaha's world-famous Autolube injection precisely controls the supply of oil to the engine... ending messy has and oil mix. Improves engine operation and saves oil and gas. Drastically reduces engine wear.



Another big-feature of the FS-1 is the special racer-type, straight bar handle... bringing racing maneuverability to this fine bike. For added safety wherever the FS-1 goes, the large, easy-view back mirror is right there to provide an extra margin of safety.



Big, fade-free front brakes are completely waterproof and dust-proof for dependable safety in all weather and surface conditions. In addition, the FS-1 features primary kick starting... permitting the rider to start in any gear... for extra convenience.



Every motorcyclist will appreciate the convenience of the single key which locks both the steering and the ignition. Double-sided for insertion either way... no more fumbling in the dark. Another example of Yamaha convenience... for the rider first.

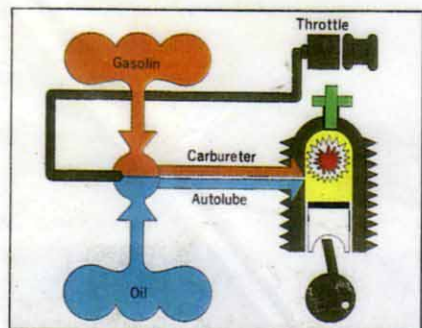
FS-1

YAMAHA 50 SUPER SPORTS



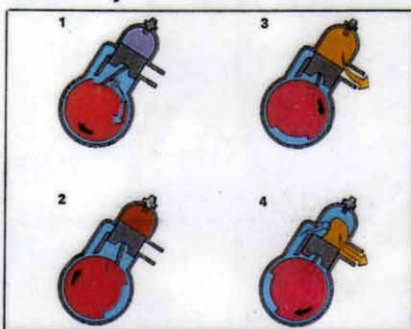
THREE BIG "BESTS" WHICH KEEP THE FS-1 WAY AHEAD

Autolube



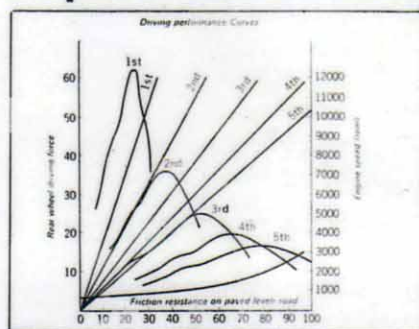
No pre-mixing of oil and gas is necessary. Both the gasoline and the oil are separately sent to the engine, where they are regulated automatically and with extreme accuracy to supply exactly the correct mixture. Features: No gasoline/oil mixing *Engine oil stays clean *No engine overheating.... engine stays clean *No smoke and no carbon *Less engine trouble and longer service *No troublesome engine adjustment.... maintenance costs are lower *Smooth starts and fast acceleration.

Rotary Valve



Because motorcycle engines run at thousands of revolutions per minute, and because the engine receives fresh fuel and discharges the exhaust of consumed fuel, its efficiency is dependent upon both of these operations being performed precisely and at the exact moment. The Yamaha Rotary Valve engine is engineered to do exactly that....with superior starting power and completely stable operation from the lowest speeds up to the highest.

5-Speed Transmission



A feature seldom seen on 50 cc bikes is Yamaha's superb 5-speed transmission. Shifting up to "top" brings a certain feeling that words can't express, a thrill that is the ultimate in motorcycling enjoyment. Each of the five gears is engineered for perfect constant-meshing, without missing, without grinding, without jamming. Completely synchronized from first to fifth, this system is Yamaha engineering at its finest. Best of all, no break-in period is needed—just get on and go.

SPECIFICATIONS OF FS-1

PERFORMANCE

Max. speed range	90—95 km/h (56—59 mph)
Climbing ability	18 degrees
Min. turning radius	1,800 mm (70.9 in.)
Min. braking distance	7.0 m @35 km/h (23.0 ft. @22 mph)

ENGINE

Type	2-stroke, Rotary valve, Single
Displacement	49 cc (2.99 cu. in.)
Bore & Stroke	40 x 39.7 mm (1.575 x 1.563 in.)
Compression ratio	6.8 : 1
Max. horsepower	6 hp @9,000 rpm
Max. torque	0.5 kg-m (3.6 ft-lb) @8,000 rpm
Lubrication system	Autolube
Starting system	Primary kick starter
Transmission	5-speed gearbox

DIMENSIONS

Overall length	1,755 mm (69.1 in.)
Overall width	555 mm (21.9 in.)
Overall height	935 mm (36.8 in.)
Wheelbase	1,160 mm (45.7 in.)
Min. ground clearance	135 mm (5.3 in.)

WEIGHT (Net)

	70 kgs. (154 lbs.)
--	--------------------

FUEL TANK CAPACITY

	6.0 lit. (1.6 US gal.)
--	------------------------

OIL TANK CAPACITY

	1.4 lit. (1.5 US qt.)
--	-----------------------

TIRES

front	2.25—17—4PR
rear	2.50—17—4PR

AVAILABLE COLORS

	Sunshine Red
	Adrian Blue


*Specifications subject to change without notice.



YAMAHA

SINCE 1887 YAMAHA MOTOR CO., LTD.
1280 Nakajo Hamakita Japan

IceniCAM Information Service



www.icenicam.org.uk