






YAMAHA FS1DX

Years of Grand Prix success through engineering expertise have produced an alliance of safety with sporty efficiency.

That is the legacy of know-how impressed firmly on the FS1DX, Yamaha's 50-cc front runner,

a link between Sports Moped fun and economical easy riding. It is styled with flair, slim-line without being frail, surefooted and responsive with a front disc brake that is durable and reliable.



Engine and Gearbox

49-cc cast iron cylinder with deep finned alloy cylinder head, fitted with rotary disc valve with a bore of 40 mm and stroke of 39.7 mm. The well proven engine drives through helical primary gears to a 3-plate, 4-spring clutch.

Using a 4-speed gearbox the engine delivers top performance without sacrificing reliability or economy.

Autolube

Efficient engine lubrication is ensured by Yamaha's "Autolube" system.

Oil from a separate oil tank is injected into the induction port by a pump controlled by the throttle position and engine speed, monitoring oil supply to suit the load requirements of the engine.

Suspension

External spring hydraulic front forks with sporting rubber gaiters, working together with hydraulic rear shock absorbers, match top performance with competition developed roadholding.

Brakes

A 203 mm diameter disc brake at the front and a 110 mm diameter drum brake at the rear ensures safe braking under all conditions.

Accessories

The 6-Volt battery and tools are carried in the side cover. The seat incorporates a helmet lock for security.

Rear view mirror and indicators round off the sporting FS1DX.

SPECIFICATIONS

ENGINE

Type	2-stroke, Rotary Valve, Single
Displacement	49 cc
Bore & Stroke	40 × 39.7 mm
Compression ratio	7.1 : 1
Max. horsepower	2.3 kW (3.1 Hp) @ 5,000 rev/min
Max. torque	4.3 Nm (0.44 kg-m) @ 4,500 rev/min
Lubrication system	Autolube
Starting system	Kick starter
Primary transmission	Gear
Final transmission	Chain
Gearbox	4-speed
Carburettor	VM16SC
Clutch	Multi-plate, wet
Battery	6 V, 4 AH
Ignition type	Magneto, CB/Coil

DIMENSIONS

Overall length	1,790 mm
Overall width	690 mm
Overall height	955 mm
Seat height	775 mm
Wheelbase	1,160 mm
Weight (net)	70 kg
Fuel tank capacity	6.5 lit.
Oil tank capacity	1.15 lit.
Tires front	2.50-17-4PR
rear	2.50-17-4PR
Brakes front	Hyd. disc, diam. 203 mm
rear	Drum

*Specifications subject to change without notice.



YAMAHA, It's a way of life




YAMAHA MOTOR N. V.

Postbus 7829 PROF. E. M. Meyerslaan 3
Amstelveen (Amsterdam), Holland

LIT-3MC-0107057-77/52.6 × 33 Printed in Japan

IceniCAM Information Service



www.icenicam.org.uk