


IceniCAM Information Service



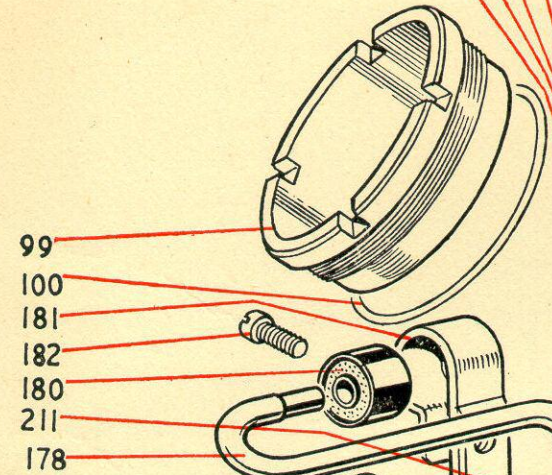
www.icenicam.org.uk

215 214 213 212 105 106 104 186 107 194 195 190 192 193 191 187 189 188

POWER PAK



bicycle motor spares chart

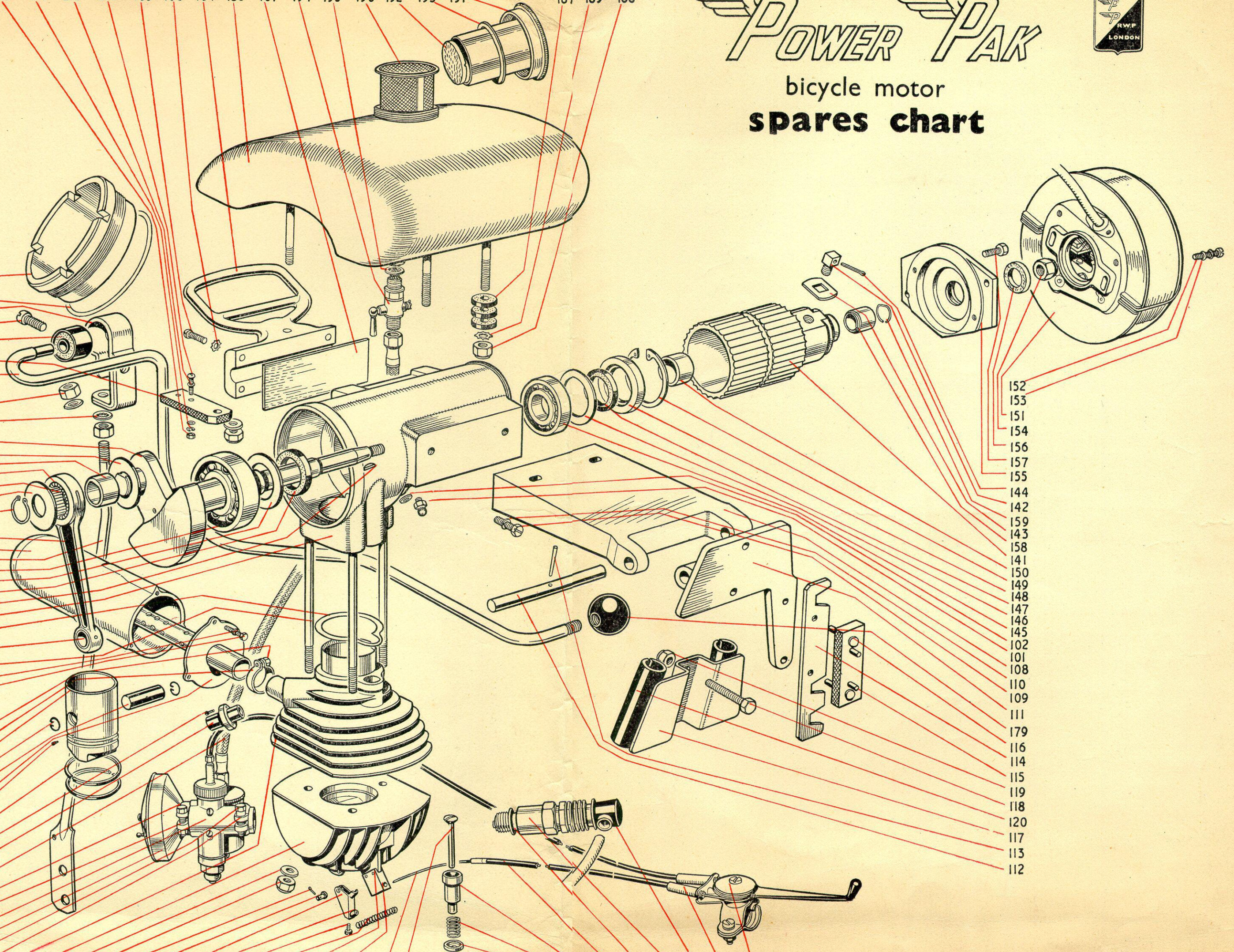


99
100
181
182
180
211
178

184
185
164
167
166
165
169
168
170
171
205
183
161
162
163
160
98
122
172
103
208
207

210
209
173
177
176
206
175
174
124
123
196
202
201
197
200

199 198 121 125 127 126 132 131 130 133 134 135 129 128 203 136 140 139 138 137 204 218 216 217 220 219



152
153
151
154
156
157
155
144
142
159
143
158
141
150
149
148
147
146
145
102
101
108
110
109
111
179
116
114
115
119
118
120
117
113
112

JANUARY 1952.

SPARE PARTS PRICE LIST

HE/63.

Please quote Part No. and Description when ordering, also Engine No.
when possible.

<u>Part No.</u>	<u>Description</u>	<u>List Price</u> <u>each</u>
98	Crankcase	£2. 4. 6.
99	Crankcase End Cap	9. 0.
100	Crankcase End Cap Gasket	5.
101	Grease Nipple	1. 0.
102	Grease Nipple Washer	1.
103	Engine Stud	1. 0.
104	Rear Handle	8. 1.
105	Rear Handle Securing Screw	1.
106	Washer for 105	1.
107	Rubber Packing Piece for 104	8.
108	Mounting Tray	9. 7.
109	Mounting Tray Securing Screw	2.
110	Washer for 109	1.
111	Mounting 'L' Bracket	7. 9.
112	Hinge Pin	1. 6.
113	Taper Pin for 112	1.
114	Engaging Gate	4. 0.
115	Engaging Gate Packing Piece	1. 3.
116	Rivet for 115	2.
117	Mounting Backplate	2. 5.
117F	Flat Mounting Backplate	2. 5.
118	Mounting Backplate Securing Bolt	3.
118X	Extended Bolt for 117	4.
119	Nut for 118	1.
120	Rubber Stay Tubes	11.
121	Cylinder Barrel	1.17.10.
122	Cylinder Barrel Gasket	5.
125	Cylinder Head	19. 0.
126	Cylinder Head Securing Nut	2.
127	Washer for 126	1.
128	Cylinder Head Cable Holding Clip	1.10.
129	Securing Rivet for 128	1.
130	Decompressor Clip	2. 1.
131	Decompressor Clip Holding Rivet	4.
132	Decompressor Clip Holding Rivet Pin	1.
133	Decompressor Clip Cable Holding Nipple	6.
134	Securing Screw for 133	1.
135	Decompressor Tension Spring	5.
136	Decompressor Valve	3. 5.
137	Decompressor Valve Seat	3. 5.
138	Decompressor Valve Spring	5.
139	Decompressor Valve Cap	4.
140	Decompressor Valve Split Pin	1.
141	Driving Roller	13. 9.
142	Driving Roller Locking Screw	1. 2.
143	Driving Roller Locking Screw Washer	3.
144	Driving Roller Locking Screw Split Pin	1.
145	D.R.H. Main Bearing	10. 6.
147	D.R.H. Housing Oilseal (large)	2. 7.
149	D.R.H. Large Circlip	11.
150	D.R.H. Distance Collar	3. 3.
151	Magneto (see also separate list)	4. 0. 0.
152	Magneto Retaining Screw	1.
153	Washer for 152	1.
154	Magneto Holding Nut	3.
155	Magneto Mounting Endplate	9. 0.
156	Magneto Mounting Endplate Felt Washer	3.
157	Magneto Mounting Endplate Retaining Screw	2.
158	Magneto Timing Cam	2. 6.
159	Magneto Timing Cam Circlip	3.
160	Woodruff Key	3.
161	Crankcase Main Bearing	18. 0.
162	Crankcase Mild Steel Washer	1. 0.
163	Crankcase Oilseal	1. 6.
164	Crankshaft	2. 11. 0. p +

Part No.

Description

List Price each

165)	Big End Bearing Outer Track)	
166)	Big End Bearing Inner Track)	11. 5.
169)	Big End Bearing Needle Rollers 3/6 per set))	
167	Big End Bearing Thrust Washer		1. 9.
168	Big End Bearing Thrust Washer ('D' Type)		1. 9.
170	Big End Bearing Small Circlip		2.
170/T	Big End Bearing Small Circlip (New Type)		3.
171	Connecting Rod		10. 9.
172	Little End Bearing		1. 7.
173	Piston		12. 7.
174	Piston Ring		2. 0.
175	Piston Ring Peg		2. 0.
176	Piston Gudgeon Pin		2. 0.
177	Piston Gudgeon Pin Circlip		2.
178	Engaging Lever		15.10.
179	Engaging Lever knob		1. 9.
180	Silentbloc		3. 3.
181	Silentbloc Clip		8.
182	Silentbloc Clip Securing Screw		2.
182W	Washer for 182		1.
183	Motor Stay Rod		11. 9.
184	Motor Stay Rod Adjusting Nut		1.
185	Washer for 184		1.
186	Petrol Tank		£2. 16. 0.
187	Petrol Tank Rubber Distance Washer		1.
188	Petrol Tank Securing Nut		2.
189	Washer for 188		1.
190	Petrol Tank Filter (where applicable)		3. 0.
191	Petrol Filler Cap		4. 6.
192	Petrol Filler Cap cork washer		3.
193	Petrol Filler Cap Leather Washer		3.
194	Petrol Tap with Filter		6.11.
194F	Petrol Tap Filter only		1. 8.
195	Petrol Tap Fibre Washer		1.
196	Petrol Supply Pipe		6. 7.
197	Carburettor (see also separate list)		1. 11. 0.
198	Carburettor Retaining Clip		2.
199	Bolt for 198		6.
200	Carburettor Air Filter		10. 0.
201	Carburettor Air Filter Retaining Clip		1. 0.
202	Bolt and Nut for 201		2.
203	Decompressor Control Cable: In and Out		2. 3
204	Throttle Control Cable: In and Out		2. 3
205	Silencer Housing		7. 3.
206	Silencer Backplate Assembly		7. 3.
207	Silencer Backplate Assembly Securing Screw		2.
208	Washer for 207		1.
209	Silencer Retaining Clip		2. 0.
210	Bolt for 209		2.
211	Mudguard Rubber Hinge Piece		1. 2.
212)	Screw for 211)	
213)	Brass Washer for 211)	2.
214)	Spring Washer for 211))	
215)	Nut for 211)	
216	Sparking Plug with Terminal and Washer		6. 6.
217	Sparking Plug Terminal		1. 6.
218	Sparking Plug Washer		1.
219	Control Lever Assembly		10. 6.
220	Control Lever only		3. 9.
221	Decompressor Cable Adjustor and nut		3.

192-2586

COMPLETE ASSEMBLIES

ASS/1	Mounting L. Bracket/Tray Assembly	£1. 7. 6.
ASS/2	Extended Mounting L.Bracket/Tray Assembly	£1. 7. 6.
ASS/3	Piston Assembly	19. 6.
ASS/4	Silencer Assembly including bolt and washer	16. 0.
ASS/5	Cylinder Head Assembly	£1.15. 6.
ASS/6	Con Rod /Bearing Assembly	£1. 7. 0.

MISCELLANEOUS

Transfers	1/-	Jet Spanner	1/6
Instruction Book	1/-	Magneto Withdrawal	
Spares Chart	1/-	Tool	5/-

THIS LIST SUPERSEDES ALL OTHER PRICE LISTS.