


IceniCAM

Information Service



IF the engine fails to start

are you sure

★ Those who are totally inexperienced are advised to take their unit to a reliable motor cycle service engineer to have the unit checked over and to communicate his findings to our Service Department.

THAT the unit is fitted to the machine correctly.

THAT the controls are adjusted correctly. The decompressor valve should only just release with the control fully extended.

THAT the petrol and oil are thoroughly mixed in the correct proportions (20 parts petrol to 1 part oil) before putting it into the petrol tank.

THAT the choke was used when you attempted to start from cold. (Do not use the choke when the engine is warm.)

THAT excessive use of the choke has not drowned the engine with petrol and dampened the sparking plug.

★ THE UNIT MUST BE FITTED CORRECTLY
★ TO KEEP UNIT CLEAN
★ THAT RECOMMENDED TYRES SHOULD BE USED AND KEPT INFLATED HARD
★ TO CHECK FRONT WHEEL ALIGNMENT AND BRAKES
★ SERVICE YOUR CYMOTA AND IT WILL SERVE YOU

Remember

How to keep your CYMOTA running . . .

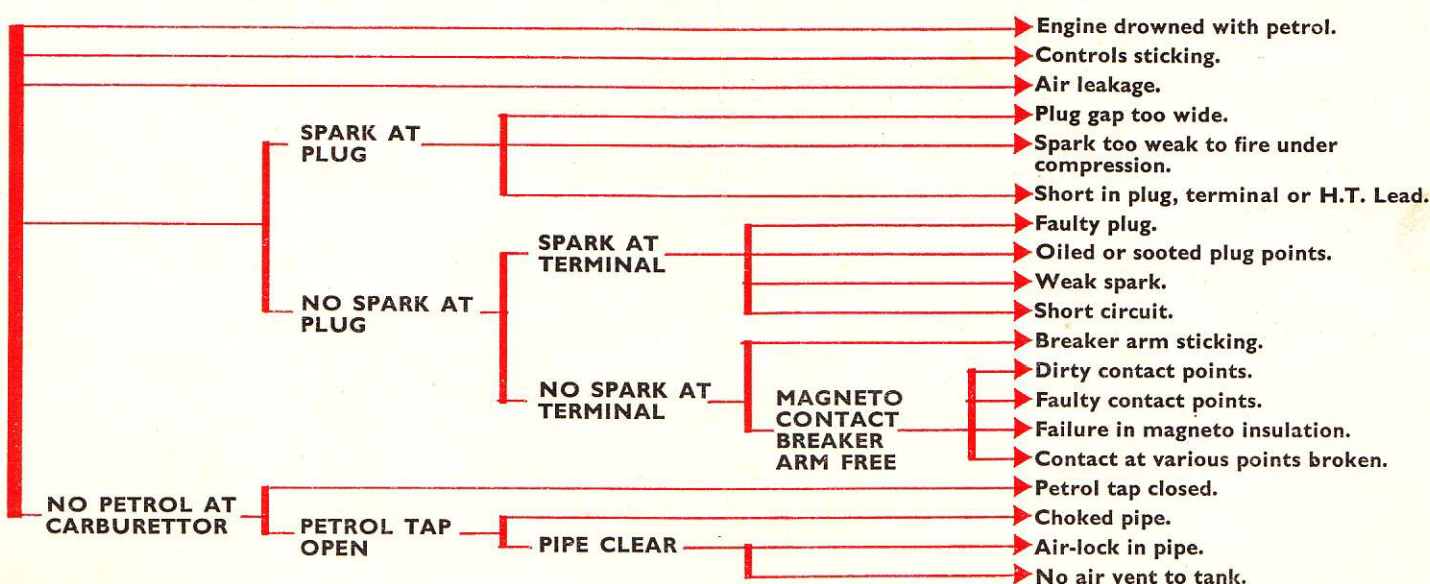
★ All engines are susceptible to some troubles from time to time. The majority are of a minor character and can often be traced to some little oversight on the owner's part. Their symptoms usually manifest themselves in one of three ways :

- (a) **REFUSAL TO START**
- (b) **INDIFFERENT RUNNING**
- (c) **COMPLETE STOPPAGE**

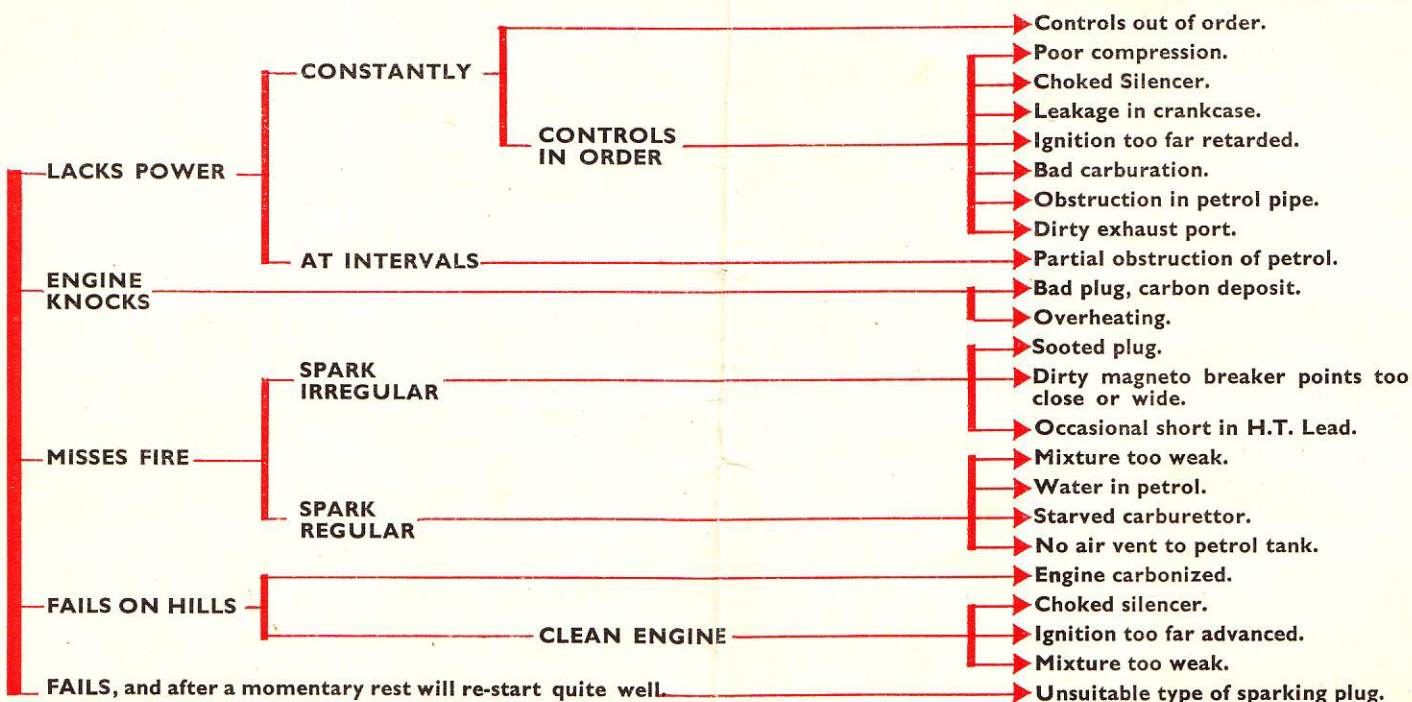
The following Charts should help you to trace the causes of your trouble.

ENGINE TROUBLE TRACER

ENGINE WILL NOT START



ENGINE RUNS IMPERFECTLY



ENGINE STOPS

