

B.S.A.

BICYCLES

**Replacement
Parts**



Prices effective November 1st, 1934.



Replacement Parts

for

B.S.A. Bicycles

Instructions for Ordering

1. When ordering replacement parts it is essential to quote the correct descriptions as shown in this list, and the number of the bicycle for which they are required. This number is stamped on the lug of the bicycle frame at the top of the seat tube.
2. When parts are sent to the B.S.A. Works, sender's name and address must be clearly written on the face of the labels to facilitate identification upon receipt, and an advice embodying instructions despatched under separate cover.
3. Parts forwarded as patterns will not be returned unless specific instructions to this effect are given when the original part is submitted, but in no circumstances are parts returned which are replaced free of charge.
4. Prices quoted do NOT include carriage.

Renovations and Repairs

1. In case of complete bicycles or parts forwarded for renovation or repair, it is important to see that sender's name and address is clearly shown on the front of the labels and advice embodying instructions despatched under separate cover.
2. Before forwarding machines, it is advisable to remove all easily detachable fittings, such as lamps, bell, pump, etc., as they are readily lost in transit.

B.S.A. Bicycle replacement parts shown in this list are only supplied on the understanding that they are required for actual replacement of parts of an existing B.S.A. Bicycle.

The parts shown in this list are only suitable for the range of B.S.A. Bicycles shown in the B.S.A. 1933 and subsequent bicycle catalogues.

Prices of B.S.A. Bicycle Fittings, and replacement parts for B.S.A. Bicycles manufactured prior to 1933, will be quoted on application.

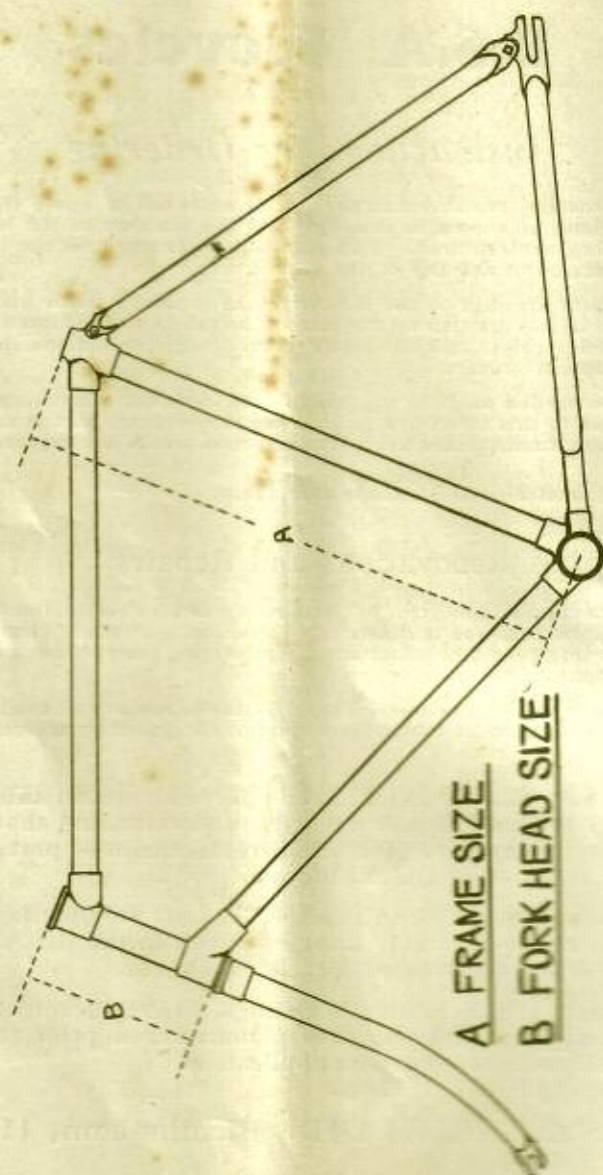
B.S.A. CYCLES LTD., Birmingham, 11.

Directors :

A. E. BERRIMAN, J. W. BRYAN, G. D. BURTON, A. H. POLLEN,
COMMANDER G. HERBERT, D.S.O. (*Managing*).

Telegrams : SELCYC, BIRMINGHAM Telephone : BIRMINGHAM VICTORIA 2381 (9 lines)

B.S.A. Frames and Forks.



B.S.A. FRAMES.

Model No.	Description.	Finish.	Size.	Part No.	Retail.		
					£	s.	d.
ROADSTER FRAMES.							
400 and 466	Gents' Standard	Green Lined	22" x 28"	4951	1	5	0
	" " " " " " " "	" "	24" x 28"	4952	1	5	0
	" " " " " " " "	" "	26" x 28"	4953	1	5	0
420 and 469	Lady's Standard	Green Lined	22" x 28"	4980	1	5	0
	" " " " " " " "	" "	24" x 28"	4981	1	5	0
	" " " " " " " "	" "	26" x 28"	4982	1	5	0
401 and 470	Gents' Light Sloping Top Tube, 1" drop	Green Lined	22" x 26"	4957	1	5	0
	" " " " " " " "	" "	24" x 26"	4958	1	5	0
	" " " " " " " "	" "	26" x 26"	4959	1	5	0
471	Lady's Light, 26" wheel	Green Lined	20" x 26"	4986	1	5	0
	" " " " " " " "	" "	22" x 26"	4987	1	5	0
	" " " " " " " "	" "	24" x 26"	4988	1	5	0
402 and 472	Gent's Low Bracket	Green Lined	20" x 26"	4960	1	5	0
	" " " " " " " "	" "	22" x 26"	4961	1	5	0
	" " " " " " " "	" "	24" x 26"	4962	1	5	0
	" " " " " " " "	" "	26" x 26"	4963	1	5	0
JUVENILE FRAMES.							
430	Boy's	Green Lined	18" x 24"	4989	1	5	0
	" " " " " " " "	" "	20" x 26"	4960	1	5	0
431	Girl's	Green Lined	18" x 24"	4991	1	5	0
	" " " " " " " "	" "	20" x 26"	6151	1	5	0
CLUB PATTERN FRAMES.							
403 and 409	Gents' Club	Black	19" x 26"	4361	1	10	0
404	" Clubman	"	20" x 26"	4362	1	10	0
405 and 407	" Club Roadster	Green Lined	21" x 26"	4363	1	10	0
	" Silver Wings	Cream, Blue, or Maroon	22" x 26"	4364	1	13	0
			23" x 26"	4365	1	13	0
406 and 408	Lady's Silver Wings	Cream, Blue or Maroon	20" x 26"	4139	1	13	0
421	Lady's Club	Black	21" x 26"	4140	1	10	0
422	" Club Roadster	Green Lined	22" x 26"	4141	1	10	0
410	Clubman	Green Lined	22" x 26"	4132	1	10	0
	All Weather Tourist	"	23" x 26"	4148	1	10	0
CARRIER FRAMES.							
418	Standard, with Carrier	Black	22" x 26"	4185	2	7	6
			24" x 26"	4186	2	7	6
417	Low Gravity, with Carrier & Stand		22" x 26"	6184	3	0	0
SUPEREEZE FRAMES.							
483A	Gents' Supereeze Standard ..	Black	19" x 26"	4366	2	5	0
			20" x 26"	4136	2	5	0
			21" x 26"	4137	2	5	0
			22" x 26"	4138	2	5	0
			23" x 26"	4367	2	5	0

B.S.A. Frames—continued.

Model No.	Description.	Finish.	Size.	Part No.	Retail.
483E	Gent's Supereeze De Luxe	Black	19" x 26"	4368	£ s. d. 2 5 0
			20" x 26"	4142	2 5 0
			21" x 26"	4143	2 5 0
			22" x 26"	4144	2 5 0
			23" x 26"	4369	2 5 0
487	Gent's Supereeze De Light	Black	19" x 26"	4463	3 0 0
			20" x 26"	4464	3 0 0
			21" x 26"	4465	3 0 0
			22" x 26"	4371	3 0 0
			23" x 26"	4372	3 0 0
488E	Gent's Supereeze Tourist	Black	19" x 26"	4370	2 5 0
			20" x 26"	4181	2 5 0
			21" x 26"	4182	2 5 0
			22" x 26"	4183	2 5 0
			23" x 26"	4184	2 5 0
486A	Lady's Supereeze	Black	20" x 26"	4145	2 5 0
			21" x 26"	4146	2 5 0
			22" x 26"	4147	2 5 0
T1 and T2	Tandem, Gent's	Black	20 $\frac{1}{2}$ " x 21" x 26"	8004	6 0 0
T3					


B.S.A. FRONT FORKS.

Model No.	Description.	Finish.	Size of Frame Head and Wheel.	Part No.	Retail.
					£ s. d.
POPULAR ROADSTER.					
With trapped ends, made for expander type head.					
400	Gent's Standard	Green Lined	6" x 28"	4178	7 6
			8" x 28"	4179	7 6
			10" x 28"	4180	7 6
420	Lady's Standard	Green Lined	11" x 28"	4174	7 6
401 and 402	Gent's Light Roadster	Green Lined	4" x 28"	4186	7 6
			5" x 28"	4187	7 6
			6" x 28"	4175	7 6
			7" x 28"	4188	7 6
			8" x 28"	4179	7 6
			9" x 28"	4189	7 6
JUVENILE.					
With trapped ends, made for expander type head and fork ends suitable for $\frac{1}{8}$ " diameter hub spindle.					
430 and 431	Boy's and Girl's	Green Lined	10" x 28"	4123	7 6
			10" x 24"	4124	7 6
			4" x 28"	4295	7 6
			6" x 28"	4298	7 6

B.S.A. Front Forks—continued.

Model No.	Description.	Finish.	Size of Frame Head and Wheel.	Part No.	Retail.
STANDARD ROADSTER, TRICHROME SPECIAL AND ALL WEATHER					£ s d
With brazed in fork ends, made from forgings and built for expander type head.					
466 E and G	Gent's	Green Lined	6" x 28"	4095	10 0
			8" x 28"	4096	10 0
			10" x 28"	4097	10 0
469	Lady's	Green Lined	11" x 28"	4098	10 0
472 E and G	Gent's	Green Lined	4" x 26"	4107	10 0
			5" x 26"	4104	10 0
			6" x 26"	4108	10 0
			7" x 26"	4105	10 0
			8" x 26"	4109	10 0
			9" x 26"	4106	10 0
			10" x 26"	4110	10 0
CARRIERS.					
With trapped ends, heavy gauge blades, special crown plate forgings for crown made for expander type head.					
418	Standard Carrier	Black	6" x 26"	4176	12 6
		"	8" x 26"	4177	12 6
417	Low Gravity Carrier, combined head clip and expander.	"	12½" x 20"	6205	13 6
FORKS.					
Used on models with expanding hub brakes.					
409	Built special blades and forged ends 3½" x 26" head clip, other sizes expander type head.	Black	3½" x 26"	4170	10 6
			4" x 26"	4171	10 6
410		Green Lined	5" x 26"	4172	10 6
			6" x 26"	4173	10 6
416			7" x 26"	4149	10 6
CLUB FORKS.					
	Trapped ends, eye brazed on for mudguard stay, special narrow crown, 3½" x 26" head clip, other sizes expander type head.	403 & 421 Black	3½" x 26"	4234	7 6
		404 & 422 Green Lined	4" x 26"	4235	7 6
		Cream, Blue or Maroon for 405, 406, 407 & 408	5" x 26"	4236	8 6
			6" x 26"	4237	8 6
			7" x 26"	4224	8 6
SUPEREEZE FORKS.					
Standard.					
483A	Special crowns and fork ends.	Black with chrome plated crowns.	3½" x 26"	4085	17 6
486A and 488E	Head clip type head.		4" x 26"	4115	17 6
	Special Fork blades.		5" x 26"	4116	17 6
			6" x 26"	4117	17 6
			7" x 26"	4086	17 6

Handlebars.



B.—UPTURNED

Width, 18 in.

Rise, 2 in.

H.—NORTH ROAD
(Uprturned)

Width, 20 in. or 18 in.

Rise, 2½ in.

G.—NORTH ROAD
(Dropped)

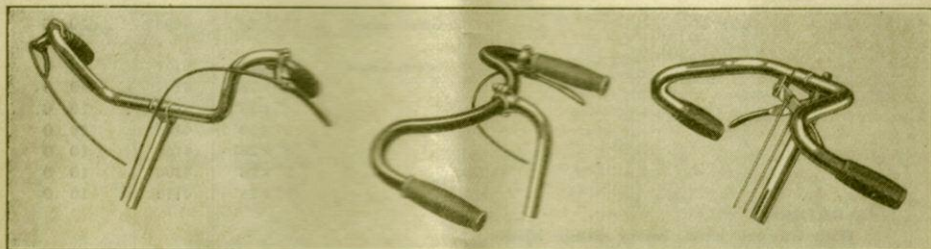
Width, 20 in. or 18 in.

Drop, 2½ in.

S.—MARSH

(Shallow Drop)

Width, 15½ in.




R.—UPTURNED

Width, 19½ in.

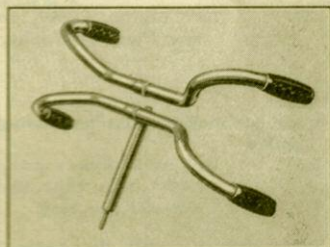
Q.—
B.S.A. COMFORT

J.—DROPPED
With two short pull
up brake levers




2½ in. Angle Stem Adjustable Stem without extension Swan-neck Stem

Any of these three stems can be fitted to the Q and S-bends

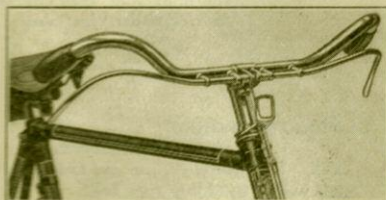


GH.—NORTH ROAD
(Reversible)



HANDLEBARS

Shewing
brazed on
lever guide
lugs.



HANDLEBARS

Shewing screwed in lever guide lugs.

B.S.A. Front Forks—continued.

Model No.	Description.	Finish.	Size of Frame Head and Wheel.	Part No.	Retail.
					£ s. d.
	De Luxe.				
483E	Special crowns and fork ends.	Black with	3½" × 26"	4087	1 0 0
	Head clip type head.	chrome plated	4" × 26"	4115	1 0 0
	Special fork blades.	crowns and	5" × 26"	4116	1 0 0
		fork ends,	6" × 26"	4117	1 0 0
			7" × 26"	4088	1 0 0
	De Light.				
487	Special crowns and fork ends.	Black with	3½" × 26"	4467	1 5 0
	Head clip type head.	chrome plated	4" × 26"	4468	1 5 0
	Special fork blades.	crowns and	5" × 26"	4469	1 5 0
	Chrome Molybdenum	fork ends.	6" × 26"	4470	1 5 0
	A. & P. Taper.		7" × 26"	4487	1 5 0
	Tandem.				
T1 2, & 3	Specially strengthened	Black	26" wheel	8050	1 2 6

B.S.A. HANDLEBARS.

Model No.	Description.	Finish.	Size.	Part No.	Retail.
					£ s. d.
ROADSTER PATTERN.					
Roller brake lever screwed in lever guide lugs, with roller levers, springs, stops, adjuster rods. Expander head type with expander bolt washer and cone. Fitted celluloid handlebar grips.					
400, 420, 402	B1 Pattern. Single Brake Lever.	Chrome P.	18" × ⅜" × 6" stem	4037	12 6
Do. A.D.E.	B2 " Double " "	" "	" "	4038	15 6
400, 420, 402	B1 " Single " "	Black	" "	4037	12 6
400, 420, 402	B2 " Double " "	" "	" "	4038	15 6
A.D.E.G.					
408A, 422A	G2 " Double " "	Chrome P.	" "	4083	15 6
407A, 404A	G2 " Double " "	" "	20" × ⅜" × 6" stem	4074	15 6
407A, 404A	G2 " " " "	Black	" "	4074	15 6
401	H1 " Single " "	Chrome P.	20" × ⅜" × 6" stem	4039	12 6
404E,	} H2 " Double " "	" "	" "	4075	15 6
401A & D		H1 " Single " "	Black	" "	4039
404E,	} H2 " Double " "	" "	" "	4075	15 6
401A & D					

B.S.A. Handlebars—continued.

Model No.	Description.	Finish.	Size.	Part No.	Retail.
					£ s. d.
STANDARD ROADSTER, TRICHROME AND ALL WEATHER PATTERN.					
Roller brake lever, brazed on lever guide lugs, with roller levers, springs, stops, adjuster rods. Expander head type with expander bolt washer and cone. Fitted celluloid handlebar grips.					
472, 466, 469	B1 Pattern. Single Brake Lever	Chrome P.	18" × $\frac{1}{4}$ " × 6" stem	4051	15 6
Do. A.D.E.	B2 " Double " "	" "	" "	4050	19 0
472, 466, 469	B1 " Single " "	Black	" "	4051	15 6
Do. A.D.E.	B2 " Double " "	" "	" "	4050	19 0
472G, 466G	B2 " " " "	Celluloid covered black	" "	4050	19 0
				cell. cov.	
470	H1 " Single " "	Chrome P.	20" × $\frac{1}{4}$ " × 6" stem	4053	15 6
470A	H2 " Double " "	" "	" "	4052	19 0
PLAIN HANDLEBARS.					
Expander head type, with expander bolt washer and cone. Fitted with grips. Long return pattern.					
421, 422 C & E	"G" Pattern	Chrome P.	18" × $\frac{1}{4}$ " × 6" stem	4057	9 0
406	"G" " Cream	Celluloid covered	" "	4057	10 6
				cell. cov.	
404C.	"G" " Alternative to "R" Pattern.	Chrome P.	20" × $\frac{1}{4}$ " × 6" stem	4084	9 0
404C, 404N 410	"R" Pattern. with cell. grips .. With rubber grips	Chrome P.	19" × $\frac{1}{4}$ " × 6" stem	4077	12 0
		Black Celluloid covered	" "	4077	13 0
				cell. cov.	
HANDLEBARS with Adjustable Stems (Swan Neck).					
487 & 487*	Q Bars fitted rubber grips ..	Chrome P.	17 $\frac{1}{2}$ " × $\frac{1}{4}$ "	4079	19 0
409, 409A, 409DX, 403	S. Marsh Bars fitted with rubber grips.	" "	15 $\frac{1}{2}$ " × $\frac{1}{4}$ "	4082	19 0
410 alterna- tive to R bar	S. Marsh Bars fitted with rubber grips.	Black celluloid covered	15 $\frac{1}{2}$ " × $\frac{1}{4}$ "	4082	19 0
405	S. Marsh Bars fitted with rubber grips.	Cream celluloid covered	15 $\frac{1}{2}$ " × $\frac{1}{4}$ "	4082	19 0
	2" Angle Stem extra	—	—	—	3 6
	Expander type head, fitted with expander bolt washer and cone.				
ADJUSTABLE STEMS ONLY.					
—	Swan Neck Stem	—	—	—	7 6
—	2" Angle Stem	—	—	—	11 0

B.S.A. Handlebars—continued.

Model No.	Description.	Finish.	Size.	Part No.	Retail.
HANDLEBARS with Reversible Forward Lug.					
Alternative on 40L	G.H.I. Fitted with short pull up brake lever complete with adjuster rod, handlebar fitted with reversible lug for dropped or upturned position as desired; complete with grips, black celluloid.	Chrome P.	20" × 1/4" × 6" stem	4333	£ s. d. 16 0
HANDLEBAR with 2 Short Pull Up Levers. Lever Lugs brazed on.					
401J	J2. Fitted with two short pull up levers complete with adjuster rods; fitted with grips, black celluloid.	Chrome P.	19 1/2" × 1/4" × 6" stem	4046	1 2 6
	Ditto	Black Enam'd.	"	4046 Black	1 2 6
CARRIER HANDLEBARS.					
418	B1. Single roller brake lever, expander type, screwed in lever guide lugs, complete with adjuster rods; fitted with black celluloid grips.	Black Enam'd.	18" × 1/4" × 8" stem	4037 Black	12 6
418A	B2. Double roller brake lever, ditto	" "	"	4038 Black	15 6
417 Low gravity	B2. Double roller brake levers, expander, screwed in lever guide lugs complete with adjuster rods, grips, etc.	" "	18" × 1/4" × 8 1/2" stem	6235 Black	15 6
JUVENILE HANDLEBARS.					
	B2. Expander type, screwed in lever guide lugs complete with adjuster rods, grips, etc.; fitted double brake levers.	Chrome P.			
430A	Boy's		16 1/2" × 1/4" × 5" stem	4038	15 6
431A	Girl's		16 1/2" × 1/4" × 6" stem	4038 long stem	15 6
HANDLEBARS FOR EXPANDING HUB BRAKE CONTROLS.					
415, 416 415&416AD	B2. Expander type, screwed in lever guide lugs (Popular) complete with double brake levers, springs, stops, and adjuster rods. Side pull for rod operating hub brakes.	Chrome P.	18" × 1/4" × 6" stem	4080	15 6
420AX 420DX 402AX 402DX 400GX 402GX	Ditto	Black Enam'd.	"	4080 Black	15 6
404DL	H Plain. Expander type, long return complete with grips, for controls for cable operating hub brakes. Gent's.	Chrome P.	20" × 1/4" × 6" stem	4334	9 0
Alternative on 422AX 422D	Ditto Lady's	Chrome P.	18" × 1/4" × 6" stem	4335	9 0
"	Ditto "	Black Enam'd.	"	4335	9 0

B.S.A. Handlebars—continued.

Model No.	Description.	Finish.	Size.	Part No.	Retail.
422AX 422DX	H2. Expander type, screwed in lever guide lugs (Popular) complete with double brake levers, springs, stops, and adjuster rods; side pull, long return, Lady's rod operating hub brakes.	Chrome P.	18" x 1/2" x 6" stem	4336	£ s. d. 15 6
Ditto	Ditto	Black Enam'd.	"	4336	15 6
401AX 401D 404AX	Ditto Gent's	Chrome P.	20" x 1/2" x 6" stem	4337	15 6
"	Ditto "	Black Enam'd.	"	4337	15 6
Alternative to H Patt.	G2. Ditto Lady's	Chrome P.	18" x 1/2" x 6" stem	4057	15 6
"	Ditto "	Black Enam'd.	"	4057	15 6
"	Ditto Gent's	Chrome P.	20" x 1/2" x 6" stem	4084	15 6
"	Ditto "	Black Enam'd.	"	4084	15 6
SPECIALS.					
483A 483E & 486A	"Q" Pattern, celluloid covered, adjustable on Swan neck extension with sponge rubber grips, complete; head clip.	Black, celluloid covered	17 1/2" x 1"	4079 cell. cov. with 5189 stem	19 0
T1, 2 & 3	Tandem. "J" Pattern. Fitted with Major Taylor adjustable lug to bar combined with "L" seat pillar complete; sponge rubber grips.	Fully celluloid covered Black	19" x 1"	4077	1 2 0
T1, 2 & 3	"S" Marsh Bend fitted with 3" forward extension special stem complete; sponge rubber grips.	Fully celluloid covered Black	15 1/2" x 1"	4082	19 0
488E	"GH" Plain, fitted with reversible lug for dropped or upturned position as desired, complete with grips. Long return head clip type.	Chromium P.	20" x 1/2"	4084 with 5166 stem	13 0
486A	"Q" Pattern, adjustable on stem without extension, complete with sponge rubber grips; head clip type.	Black celluloid covered	17 1/2" x 1"	4079 cell. cov. with 5166 stem	19 0
HANDLEBAR FITTINGS.					
—	Lever Guide Lugs, detachable ..	Plated	—	4542	3
—	" " Studs, threaded both ends.	Fin'd. Mach'd.	—	4627	1
—	" " Inside Nuts	" "	—	4626	1
—	" " Seating Washers ..	Plated	—	4610	1
—	Lever for Brake (right-hand) ..	—	—	4591	1 0
—	" " (left-hand)	—	—	4592	1 0
—	" Spring (right-hand)	—	—	4638	2
—	" " (left-hand)	—	—	4637	2
—	" Nuts	—	1/2" x 32L.	4616	1
—	" Washers	—	1/2" hole	4621	doz. 6

B.S.A. Handlebars—*continued.*

Model No.	Description.	Finish.	Size.	Part No.	Retail.
—	Expander Bolt	—	—	4506	£ s. d. 4
—	" Washer	—	—	4508	2
—	" Cone	—	—	4509	2
—	Handlebar Grips	Black celluloid with Trade Mark	1"	4697	9
—	" " Rubber	(Prices and particulars upon application.)	—	—	—
—	Lever Stop (front, left-hand), assembled with brake rod.	Plated	—	4032	7
—	Lever Stop (rear, right-hand), assembled with brake rod.	"	—	4033	7

Special for Hub Brake Models. Handlebar Fittings and Brakework.

—	Roller Brake Lever (right-hand), for rod operating hub brake.	Plated	—	6036	1 0
—	Ditto (left-hand)	"	—	6037	1 0
—	Lever Stop complete (front, left- hand), with ball swivel and ad- juster rod.	Plated	—	6038	7
—	Ditto (rear, right-hand) .	"	—	6039	7
—	Rear Brakework complete for rod operating brake.	—	—	6043	} Prices on applica- tion.
—	Rod Equipment up to and including bell crank for rear hub.	—	—	6045	
—	Bell Crank Joint	—	—	6041	
—	" " " Screw	—	—	6042	
—	Front Brakework complete for rod operating brake.	—	—	6044	
—	Rod Equipment complete up to and including fulcrum lever for front hub.	—	—	6046	
For Cable Control Fittings see Expanding Brake Hubs.					

B.S.A. ROLLER LEVER BRAKES.

Description.	Finish.	Size.	Part No.	Retail.
				£ s. d.
Front Brake (all Models).				
Brake Tube, complete assembly for front brake (state size and pattern of frame).	—	—	4012	1 3
Adjuster Clip	—	—	6030	2
" " Bolt	—	—	6031	2
" " Washer	—	—	6033	1
" " Nut	—	—	6032	doz. 6
Front Stirrup only	—	—	4527	1 0
Pad Holders, complete assembly (state whether right-hand or left-hand required).	—	—	4003	4
Fork Clips, left-hand and right-hand (state which hand required).	—	—	4004	8
Complete Front Brake Roller Lever pattern up to and including brake tube only (state size and pattern of frame.)	—	—	4020	3 0

B.S.A. Roller Lever Brakes—continued.

Description.	Finish.	Size.	Part No.	Retail.		
				£	s.	d.
Rear Brake (all Models).						
Brake Tube, complete assembly for rear brake (state size and pattern of frame).	—	—	4012	1	3	
Rear Brake Joint sub-assembly, comprising bell crank and tube end.	—	—	4030	1	4	
Long Rod sub-assembly, comprising long rod and adjuster loop.	—	—	4071		7	
Rear Stirrup and Adjusting Rod only	—	—	4528		7	
Pad Holders, complete assembly (state whether right-hand or left-hand required).	—	—	4003		4	
Fork Clips, left-hand and right-hand (state which hand required and pattern of frame).	—	—	4004		8	
Complete Rear Brake Roller Lever pattern up to and including brake tube only (state size and pattern of frame).	—	—	rear 4026	4	6	

B.S.A. CALIPER BRAKES.

Description.	Finish.	Size.	Part No.	Retail.		
				£	s.	d.
Front Caliper Brake, complete for all models, lady's and gent's.	Plated or Black	—	6025	8	3	
Rear Caliper Brake complete, for Lady's Models	Plated or Black	—	6027	9	3	
Replacement Parts:—						
Hand Lever assembled, complete with clip ..	—	—	6023	3	3	
Hand Lever Body	—	—	6018	1	0	
Hand Lever	—	—	6017	1	3	
Cable Anchor	—	—	6009	3	3	
Handlebar Clip (top half)	—	—	6012	6		
" " "D" Nut	—	—	6064	2		
" " Screw	Chrome finish	—	6016	1		
" " "	handlebar	—	—	—	—	
" " "	Celluloid finish	—	6019	1		
" " "	handlebar	—	—	—	—	
Front Caliper Stirrup, complete	—	—	6028	5	3	
Back Plate	—	—	5993	10		
" Lever (left-hand)	—	—	5942	9		
" " (right-hand)	—	—	5942	9		
Lever Fulcrum Pin	—	—	5945	1½		
Release Spring	—	—	5948	7		
Pad Holder (left-hand and right-hand) ..	—	—	5949	4		
" " Screws	—	—	5978	1		
Front Cable complete assembly, outer casing, and inner wire with ferrules, nipples, and adjuster, for Lady's and Gent's Models.	—	—	5975	1	4	
Rear Cable complete assembly, outer casing, and inner wire with ferrules, nipples, and adjuster, for Gent's Models.	—	—	5971	2	0	
Rear Cable complete assembly, outer casing, and inner wire with ferrules, nipples, and adjuster, for Lady's Models.	—	—	5962	2	0	
Brake Pads	Rubber	—	4620	1		
Cable Clip	Steel	1" diam.	5989	2		
" "	"	1½" diam.	5990	2		
" " (for Silver Wings Models)	Rubber	—	5991	2		

SEAT PILLARS.

Model No.	Description.	Finish.	Size.	Part No.	Retail.
430, 431	Juvenile, straight pattern ..	Plated	8" x 1.04"	4747	£ s. d. 1 6
400, 401	Roadster, "L" pattern	"	7" stem	4752	1 9
402, 420					
466, 472					
415, 416					
403, 404	Club, "L" pattern	"	10" stem	5181	1 9
405, 406					
407, 408					
409, 410					
421, 422					
483A	Supereeze, straight pattern ..	"	10" x 1.063"	4495	2 0
483E	" " " drilled	"	"	4495	} 2 3
488E	" " " drilled	"	"	4373	
486A	" " " ..	"	9"-1.042"	4373	2 0
487 and	" " " drilled	"	8" x 1.068"	5178	4 0
487L	manganese tube.				

SADDLES.

Model No.	Description.	Finish.	Size.	Part No.	Retail.
400, 402	Roadster, Terry No. 1086 ..			4278	£ s. d.
415, 416					
401	Light Roadster, Terry No. 1199G			4279	} Prices on application.
403, 405, 409	Club, Terry No. 1198G			4280	
404, 407, 410	Club Tourist, Terry No. 1199G ..			4279	
406, 408	Club Lady's Tourist, Terry No. 1199L ..			4283	
421, 422					
420	Lady's Roadster, Terry No. 1087.			4281	
466, 472	Trichrome Roadster, Terry No. M1042G.				
469	Trichrome Lady's Roadster, Terry No. M1042L.			4282	
483A, 488E	Supereeze, Terry No. 1088G ..			5118	
486A	Supereeze Lady's, Terry No. 1088L			4284	
487 and	Supereeze De Light, Mansfield			5807	
487L	"Ormond" with Duralumina fittings.				
T1 & 2	Tandem, Terry Club No. 1198 ..			4280	
417, 418	Carrier, Dunlop F26C			5819	
430, 431	Juvenile, 4 wire, No. 2, leather..			5818	

TOOLBAGS.

Model No.	Description.	Finish.	Size.	Part No.	Retail.
—	Standard. Square Leather, Wav.	—	—	5641	£ s. d.
—	Popular. Square Leather ..	—	—	5667	} Prices on application.
—	All Models. Waterproof Plyflex Fabric.	—	—	5652	
—	Tandem. Holdall C.T.C.	—	—	5841	
—	Tradesman's. Dunlop No. 1 ..	—	—	5820	

Toolbags—continued.

Model No.	Description.	Finish.	Size	Part No.	Retail.
					£ s. d.
	Tools for Toolbag (all Models).				
—	Standard. 4 in 1 Thick Spanner.	—	—	N1	1 0
—	" Combination Cone ..	—	—	4629	1 0
—	" Oilers, round, 1" ..	—	—	5581	} Prices on ap- plication
—	Supereeze. Tecaletit Grease Gun	—	—	4726	
	Inflators, with 5" connection.				
—	Standard	Black celluloid	15" × 7/8"	5161	} Prices on applica- tion.
—	Popular	" "	15" × 3/4"	5163	
—	Silver Wings	Cream celluloid	15" × 3/4"	5161	
—	Juvenile	Black celluloid	12" × 3/4"	5164	
	Reflectors.				
—	Popular. Popular No. 24 ..	—	—	5602	} Prices on applica- tion.
—	Standard. Fairylite No. 55A ..	—	—	5191	
—	Tandem. Fairylite No. 22A ..	—	—	5196	

GEARCASES.

Model No.	Description.	Finish.	Size	Part No.	Retail.
					£ s. d.
—	Roadster Models, Gent's. oil bath	Green Lined	28" wheel	5361	14 0
—	" " Lady's and Gent's Oil bath.	" "	26" wheel	4273	14 0
—	" " Lady's. Oil bath	" "	28" wheel	4274	14 0
404E, 410D 422, 404A	Gent's drop-out oil bath. (State whether for 3-speed hub or free wheel).	" "	26" wheel	4276	14 0
488E	Gent's drop-out oil bath	All Black no line	26" wheel	4276 not lined	14 0


B.S.A. WHEELS, less tyres, wing nuts, cogs and locknuts.

Model No.	Size.	Finish.	Front Hub.	REAR HUB.	
				Free Wheel.	Reversible.
430	—	Chrome Plated	Part No. 4216	Part No. 5393	—
431	24" × 1 3/8"	Black Centred, Green Lined	Price 12/6	Price 14/6	—
403, 421	26" × 1 1/4"	Chrome Plated	Part No. 4212	—	Part No. 4213
		Black Centred	Price 12/6	—	Price 15/9
405, 406	"	Chrome Plated	Part No. 4212	—	Part No. 4213
		Cream Centred	Price 12/6	—	Price 15/9
409	"	Chrome Plated	Part No. 4290	Part No. 4292	—
Hub Brake		Black Centred	P.O.A.	P.O.A.	—
483A & 487	"	Chrome Plated	Part No. 4214	—	Part No. 4215
		Black Centred	Price 13/6	—	Price 16/9
487L	"	Conloy Rim	Part No. 4214	—	Part No. 4215
			Price 37/6	—	Price 40/9


B.S.A. Wheels, less tyres, wing nuts, cogs and locknuts—continued.

Model No.	Size.	Finish.	Front Hub.	REAR HUB.	
				Free Wheel.	Reversible.
401	26" x 1 1/2"	Chrome Plated Black Centred, Green Lined	Part No. 4229 Price 12/6	Part No. 4205 Price 14/6	—
401	"	Black, Green Lined	Part No. 4229 (Black) Price 12/6	Part No. 4205 (Black) Price 14/6	—
401X Hub Brakes	"	Chrome Plated, Black Centred, Green Lined	Part No. 6070 P.O.A.	Part No. 6071 P.O.A.	—
401X Hub Brakes	"	Black, Green Lined	Part No. 6070 P.O.A.	Part No. 6071 P.O.A.	—
404A, 422A	"	Chrome Plated, Black Centred, Green Lined	Part No. 4204 Price 12/6	Part No. 4205 Price 14/6	—
404N (Endrick Rim)	"	Chrome Plated, Black Centred, Green Lined	Part No. 4230 Price 12/6	—	—
404X Hub Brakes	"	Chrome Plated, Black Centred, Green Lined	Part No. 6070 P.O.A.	Part No. 6071 P.O.A.	—
407A, 408A	"	Chrome Plated, Cream Centred	Part No. 4204 Price 12/6	Part No. 4205 Price 14/6	—
410 Hub Brakes	"	Black, Green Lined	Part No. 4244 P.O.A.	—	—
488E	"	Chrome Plated, Black Centred	Part No. 4226 Price 13/6	—	—
488EX Hub Brakes	"	Chrome Plated, Black Centred	Part No. 6070 P.O.A.	—	—
Tandem Hub Brakes	"	Chrome Plated, Black Centred	Part No. 8110 P.O.A.	Part No. 8176 P.O.A.	—
402	26" x 1 1/2"	Chrome Plated, Black Centred, Green Lined	Part No. 4228 Price 12/6	Part No. 4209 Price 14/6	—
402	"	Black, Green Lined	Part No. 4228 (Black) Price 12/6	Part No. 4209 (Black) Price 14/6	—
415 Hub Brake	"	Chrome Plated, Black Centred, Green Lined	Part No. 6073 P.O.A.	Part No. 6074 P.O.A.	—
415 Hub Brake	"	Black, Green Lined	Part No. 6073 (Black) P.O.A.	Part No. 6074 (Black) P.O.A.	—
472E	"	Chrome Plated, Black Centred, Green Lined	Part No. 4228 Price 12/6	—	—
472G	"	Chrome Plated, Black Centred, Green Lined	Part No. 4228 Price 12/6	—	—
472EX Hub Brake	"	Chrome Plated, Black Centred, Green Lined	Part No. 6073 P.O.A.	—	—
472GX Hub Brake	"	Chrome Plated, Black Centred, Green Lined	Part No. 6073 P.O.A.	—	—
430 & 431	"	Chrome Plated, Black Centred, Green Lined	Part No. 5410 Price 12/6	Part No. 5411 Price 14/6	—


B.S.A. Hubs.



Front Hub.




Rear Hub.




PATTERN E.

Reversible with two Sprockets and Wing Nuts.



Three Speed Hub.



Coaster Hub.

B.S.A. Wheels, less tyres, wing nuts cogs and locknuts—continued.

Model No.	Size.	Finish.	Front Hub.	REAR HUB.	
				Free Wheel.	Reversible.
418	26" × 1½"	All Black	Part No. 4220 Price 12/6	Part No. 4221 Price 14/6	—
417	18" × 1½"	All Black	Part No. 6188 Price 12/6	Part No. 4221 Price 14/6	—
400 & 420	28" × 1½"	Chrome Plated, Black Centred, Green Lined	Part No. 4225 Price 12/6	Part No. 4201 Price 14/6	—
400 & 420	"	Black, Green Lined	Part No. 4225 (Black) Price 12/6	Part No. 4201 (Black) Price 14/6	—
416 Hub Brake	"	Chrome Plated, Black Centred, Green Lined	Part No. 4247 P.O.A.	Part No. 4248 P.O.A.	—
416 Hub Brake	"	Black, Green Lined	Part No. 4247 (Black) P.O.A.	Part No. 4248 (Black) P.O.A.	—
466E, 469	"	Chrome Plated, Black Centred, Green Lined	Part No. 4225 Price 12/6	—	—
466G, 469	"	Chrome Plated, Black Centred, Green Lined	Part No. 4225 Price 12/6	—	—
466EX Hub Brake	28" × 1½"	Chrome Plated, Black Centred, Green Lined	Part No. 4247 P.O.A.	—	—
466GX Hub Brake	"	Chrome Plated, Black Centred, Green Lined	Part No. 4247 P.O.A.	—	—

All Hub Brake Wheels—prices on application.

B.S.A. HUBS.

Model No.	Description.	Finish.	Size.	Part No.	Retail.
FRONT HUBS.					£ s. d.
400, 401, 402, 420, 466, 469, and A, D, & E 472G	Standard Front Hub complete, Waverley Pattern with ½" dia. spindle.	Chrome Plated	32 hole	5480	5 3
403, 405, 406, 421, and A, D, & E	"E" Pattern Front Hub complete, ¾" spindle, cone locking cones, and lock nuts.	Black Chrome Plated	" "	5480 4260	Black 5 3 5 3
404, 407, 408, 422, 430, 431, and A, D, & E 417, 418	"B" Pattern Front Hub complete, with ¾" spindle.	Chrome Plated	"	4250	5 3
430, 431 and A	Carrier Front Hub complete, with special spindle.	Black	"	4257	5 3
483 A & E 486 A & E 487 & 487L 488E	Juvenile Front Hub complete, "A" pattern, round spindle ¾" for 24" frames.	Chrome Plated	36 hole	4255	5 3
	Lightweight Front Hub, with cone locking cones and lock- nuts, fitted grease gun lubri- cator.	Chrome Plated	32 hole	4269	6 3

B.S.A. Hubs—continued.

Model No.	Description.	Finish.	Size.	Part No.	Retail.
REAR HUBS.					£ s. d.
400A, 401A & J 402A, 404A, 407A, 408A, 418A, 422A, 430A, 431A, 466A, 468A, 472A	Standard Rear Hub, B's pattern round spindle, low cog and locknut. (For Free Wheels see separate list.)	Chrome Plated	40 hole	4252	6 3
403, 421, 403A, 421A, 405, 406, 405A, 406A	Reversible Rear Hub, Waverley spindle, cone locking cones and lock nuts complete, fitted with two cogs. (For Hub Cog details see sep- arate list.)	Chrome Plated	40 hole	4256	11 0
487 & 487L, 488 A & E, 486 A & E	Reversible Lightweight Rear Hub, fitted cone locking cones, special locknuts, complete, grease gun lubricator, fitted with two hub cogs. (For Hub Cog details see separate list.)	Chrome Plated	40 hole	4266	12 0
480A, 431A	"A" Pattern Hub, with Waver- ley spindle complete. (See separate list for Free Wheel.)	Chrome Plated	36 hole	5394	6 3
—	Extra for Hubs fitted with wing nuts (per hub).	—	—	—	1 0

B.S.A. HUB REPLACEMENT PARTS.

Model.	Description.	Finish.	Size.	Part No.	Retail.
FRONT HUBS.					£ s. d.
Standard Roadster.	Standard Front Hub Shell ..	Chrome Plated or Black	32 hole	5481	4 6
	" " Spindle, 1" ..	"	"	5222	7
	" " Fixed Cones 1" ..	"	"	E9	5
	" " Adj. Cones, 1" ..	"	"	E8	5
	" " Washers, 1" ..	"	"	E28	doz. 6
	" " Spindle Nuts, 1" ..	"	"	E19	2
	" " Cups, 1" ..	"	"	E12	4
	" " Discs, 1" ..	"	"	E16	doz. 1 0
Clubs.	Club Front Hub Shell, B & E pattern.	"	32 hole	F2	4 6
	" " Spindle, 1/2" "B" patt.	"	"	C1-29	7
	" " " " "E" ..	"	"	C1-29E	7
	" " Fixed Cones, 1/2" ..	"	"	F7	5
	" " Adj. Cones, 1/2" ..	"	"	F6	5
	" " Washers, 1/2" ..	"	"	F21	doz. 6
	" " Spindle Nuts, 1/2" ..	"	"	F14	2
	" " Cups, 1/2" ..	"	"	F12	4
" " Discs, 1/2" ..	"	"	F13	doz. 1 0	
Carrier.	Carrier Front Hub Shell ..	Black	32 hole	5481	4 6
	" " Spindle ..	"	"	1-1737	7
	Cups, cones, etc., same as 1" standard.	"	"	"	"

B.S.A. Hub Replacement Parts—continued.

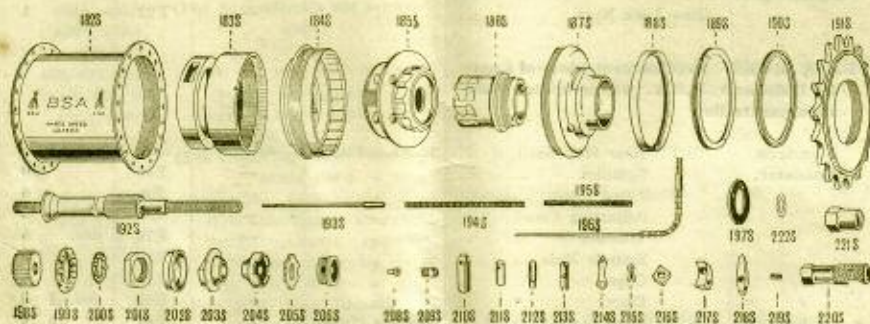

Model No.	Description.	Finish.	Size.	Part No.	Retail.
					£ s. d.
Supereeze.	Lightweight Front Hub Shell .	Chrome Plated	32 hole	5486	5 6
	" " Spindle ..	"	"	5487	8
	" " Locking Cone	"	"	5488	6
	" " Disc ..	"	"	5489	2
E Patt. and Lightweights	Cone Locking Cones, fixed ..	"	"	F9	6
	" " adjusting ..	"	"	F8	6
	Cone Lock Nuts	"	"	F22	1
REAR HUBS. Replacement parts of Coaster Hubs and B.S.A. Three-speed Hubs see separate list.					
Standard Roadster.	"B/1" Rear Hub Shell ..	Black & Plated	40 hole	5491	5 6
	Spindles	"	"	E46	10
	Fixed Cones	"	"	E9	6
	Adjusting Cones	"	"	E8	6
	Washers	"	"	E28	doz. 6
	Spindle Nuts	"	"	E19	2
	Cups	"	"	E12	4
	Discs	"	"	E16	doz. 1 0
Clubs, etc.	"E" Reversible Hub Shell ..	Chrome Plated	"	Z44	6 9
	" Spindle	"	"	E46	10
	" Cone Locking	"	"	E38	6
	" Fixed Cones	"	"	"	"
	" Cone Locking	"	"	E35	6
	" Adj. Cones.	"	"	"	"
	" Cone Locking	"	"	E36	2
	" Cone Lock Nuts.	"	"	"	"
Supereeze.	Lightweight Rev. Hub Shell ..	"	32 hole	5593	7 9
	" Spindle	"	"	5596	10
	" Cups	"	"	5598	4
	" Discs	"	"	5595	doz. 1 0
	" Locking Collar ..	"	"	5597	2
	Cones (see cone lock for "E" Patt.)				
All Models.	Wing Nuts, grip washer patt. 3"	"	"	E41A	8
	" " " " " " " "	"	"	F23A	8
Supereeze.	Grease Gun Tecaemit Lubri- cator for lightweight hubs.	"	"	4725	2
All Models.	Hub Lock Rings for securing hub cog.	"	"	E31	4
	Standard Lubricators for front and rear hubs.	"	A Patt.	4872	1
	Spokes. Sizes as per Wheel Chart.	Rustless and Black			
	Straight	"	14Ga.	4340	per gross }
	Double Butted	"	15/17Ga.	4341	" "
	" " " " " " " "	"	13/15Ga.	4343	" "
	Single Butted	"	12/14Ga.	4342	" "
	Nipples. For spokes	"	15Ga.	4687	" "
		"	14Ga.	5270	" "
		"	13Ga.	8153	" "
	Washers. For spoke nipples, dished.	"	"	4686	" }
	Hub Steps. B.S.A. Standard	Plated or Black	"	E32	4

Prices on application

REPLACEMENT PARTS

OF

The B.S.A. Three-Speed Hub.



	Each.		
	s.	d.	
182S Shell	3	6	
183S Sliding carrier	4	0	
184S Right-hand cup or driving ratchet	2	3	
185S Pinion carrier only	2	9	
186S Driving piece	2	0	
187S End plate	2	9	
188S Pawl lifting ring	6		
189S Plate for sliding carrier	4		
190S Cover (oil retaining) for right-hand cup or driving ratchet	2		
191S Chain Ring—prices as shown on hub cog list.			
192S Spindle with parts 204 and 205	4	6	
193S Coupling screw	2		
194S Coupling rod spring	2		
195S Coupling screw spring	2		
196S Toggle chain and connecting rod	8		
197S L.H. cone washer	1		
198S Stud pinion	4		
199S Ball retainer, $\frac{1}{8}$ in.	2		
200S Ball retainer, $\frac{1}{16}$ in.	2		
201S Actuating screw nut	3		
202S Cone cover	4		
203S Adjusting cone	6		
204S *Fixed cone	8		
205S *Cone locking piece	1		

	Each.		
	s.	d.	
206S Actuating screw	3		
208S Coupling bush	1		
209S Bush for spindle	1		
210S Pinion peg	1		
211S Sliding carrier pawl peg	2		
212S Pawl peg	1		
213S Actuating pin	2		
214S Oil hole Cover	doz.	6	
215S Split pin	doz.	4	
216S Toggle connection piece nut	doz.	6	
217S End plate pawl	2		
218S Sliding carrier pawl	2		
219S Pawl spring	doz.	4	
220S Step	6		
221S Guide nut	6		
222S Cone packing washer	doz.	2	
— 3-speed hub spanner	3		
223S Spindle cover nut (lady's)	6		
224S Spindle fixing washer	1		
225S Sliding carrier complete with pawls	5	6	
226S Pinion carrier complete with pinions	4	0	
227S End plate complete with pawls and oil hole cover	3	3	

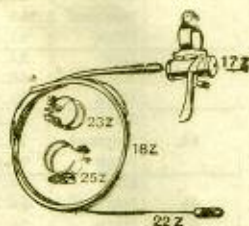
* Supplied complete with spindle No. 192S.

In ordering, both the Model No. and the chain line should be stated, and special mention made whether spindles are required B.S.A. standard or round pattern.

REPLACEMENT PARTS OF B.S.A. Three-Speed Hub Controls.

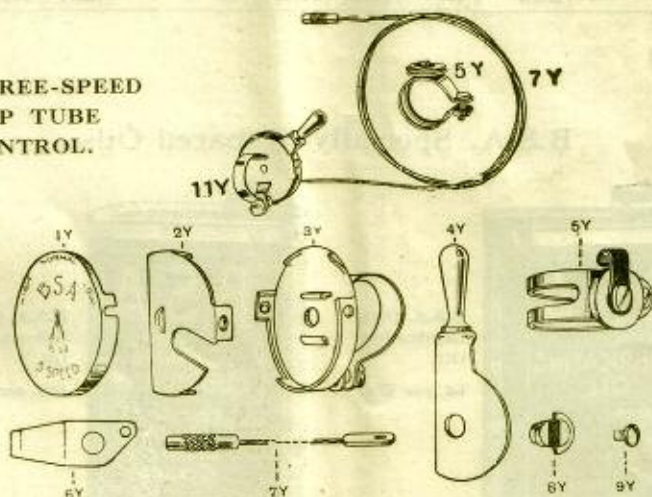
HANDLEBAR CONTROL.

	Each.	
	s. d.	
12Z Lever caps, top ...	2	
13Z Lever caps, bottom ...	2	
15Z Lever top half of clips ...	3	
16Z Lever clip bolt and nut ...	3	
17Z Control lever assembled ...	3 3	
18Z Cable outer casing ...	9	
19Z Cable connecting tube ...	2	
20Z Cable caps ...	1	
21Z Cable wire nipple ...	1	
22Z Cable wire and nipples ...	9	
23Z Cable stop clip only ...	4	
24Z Cable stop pin and nut ...	5	
25Z Cable guide clip complete ...	9	
26Z Cable guide pulley only ...	2	



	Each.	
	s. d.	
27Z Handlebar control complete with cable, guide and stop clip ...	6 0	
28Z Cable guide clip screws and nuts ...	2	
29Z Cable brass connection ...	1	

THREE-SPEED TOP TUBE CONTROL.



	s. d.	
1Y Cover plate ...	6	
2Y Connecting plate ...	2	
3Y Back plate, with clip, bolt and nut ...	1 0	
4Y Lever, complete ...	6	
5Y Guide clip, with bolt and nut complete ...	9	
6Y Control spring ...	1	

	s. d.	
7Y Control wire, with connection ...	9	
8Y Control connecting rivet ...	2	
9Y Control cover screw ...	1	
10Y Top tube control, complete with guide clip ...	4 0	
11Y Control lever assembled with clip, bolt and nut ...	2 6	
12Y Cable connecting tube ...	2	

B.S.A. Three-Speed Hub Gear Tables.

PITCH	No. of Teeth on Crank Bracket Wheel	GEARS	26" Wheels				28" Wheels			
			No. of TEETH on HUB WHEEL				No. of TEETH on HUB WHEEL			
			16	18	20	22	16	18	20	22
$\frac{1}{2}$ "	40	Low	49.5	44	39.6		53.3	47.4	42.6	
		Normal	65	57.8	52		70	62.2	56	
		High	85.3	75.8	68.2		91.5	81.6	73.5	
	42	Low	52	46.2	41.6		56	49.7	44.8	40.7
		Normal	68.2	60.6	54.6		73.5	65.3	58.8	53.4
		High	89.5	79.5	71.7		96.5	85.7	77.2	70.1
	44	Low	54.5	48.4	43.6	39.6	58.7	52.1	46.9	42.6
		Normal	71.5	63.5	57.2	52	77	68.4	61.6	56
		High	93.8	83.3	75.1	68.2	101.1	89.8	80.8	73.5
	46	Low	56.9	50.6	45.6	41.3	61.3	54.5	49.1	44.6
		Normal	74.7	66.4	59.8	54.3	80.5	71.5	64.4	58.5
		High	98	87.1	78.5	71.3	105.6	93.8	84.5	76.8
	48	Low	59.4	52.8	47.5	43.2	64	56.8	51.2	46.4
		Normal	78	69.3	62.4	56.7	84	74.6	67.2	61
		High	102.4	90.9	81.9	74.4	110.2	97.9	88.2	80.1
	52	Low	64.4	57.2	51.5	46.8	69.3	61.6	55.5	50.4
		Normal	84.5	75.1	67.6	61.4	91	80.9	72.8	66.2
		High	110.9	98.6	88.7	80.6	119.4	106.2	95.5	86.9
	56	Low	69.3	61.6	55.4	50.4	74.7	66.4	59.7	54.3
		Normal	91	80.8	72.8	66.2	98	87.1	78.4	71.3
		High	119.4	106	95.5	86.9	128.6	114.3	102.9	93.6
	60	Low	74.3	66	59.4	54		71.1	64	58.1
		Normal	97.5	86.7	78	70.9		93.3	84	76.3
		High	128	113.8	102.4	93		122.4	110.2	99.2

B.S.A. Specially-prepared Oils.



B.S.A. Cycle Lubricating Oil.


6d. per Tin.



B.S.A. Chain Lubricating Oil.

10d. per Tin.

These Oils, which are of excellent quality, have been specially prepared after carrying out careful tests and analysis in our own laboratories. They can be recommended therefore with the utmost confidence.

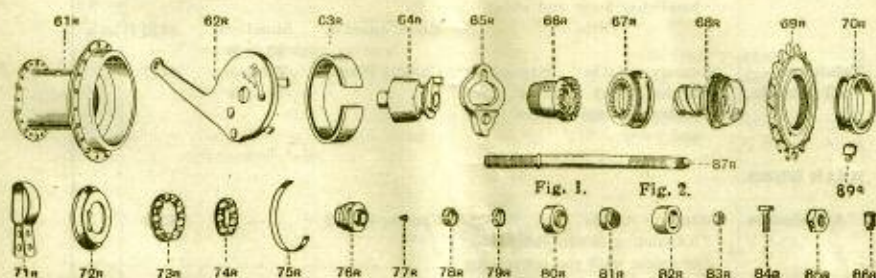


REPLACEMENT PARTS

OF

The Eadie Coaster Hub

WITH POSITIVE DRIVE



	Each.	s.	d.
61R Shell, with cups ...	5	6	
62R Friction plate ...	2	0	
63R Brake spring and phosphor bronze ring ...	1	3	
64R Brake cone and lever .	1	3	
65R Brake lever ...	8		
66R Clutch nuts with spring and screw ...	1	0	
67R R.H. cups ...	10		
68R Driving screw ...	1	9	
69R Chain ring—Prices as shown on hub cog list.			
70R L.H. cups ...	7		
71R Chain stay clips, complete ...	6		
72R Lock nuts, with oil hole cover ...	6		
73R Ball retainers, with balls, large ...	2		
74R Ball retainers, with balls, small ...	2		

	Each.	s.	d.
75R Clutch nut spring ...	1		
76R Adjusting cone...	6		
77R Clutch nut spring screw ...	1		
78R Split collar, narrow ...	1		
79R Split collar, wide ...	1		
80R Packing piece for B.S.A. spindles ...	2		
81R Spindle collar ...	2		
82R Packing piece for round spindles ...	2		
83R Chain stay clip nut ...	1		
84R Chain stay clip screw .	1		
85R Spindle nuts ...	2		
86R Lubricator ...	2		
87R Spindle only ...	7		
88R Lock ring for $1\frac{1}{16}$ chain line ...	6		
89R Eccentric stop pin for expanding brake band when worn ...	1		

In ordering, both the Model No. and the chain line should be stated, and special mention made whether spindles are required B.S.A. standard or round pattern.

HUBS FOR EXPANDING BRAKE MODELS.

Model.	Description.	Finish.	Size.	Part No.	Retail.
FRONT HUBS.					
All Models.	Sturmev Archer Expanding Brake Front Hub, complete with rod control up to, and including fulcrum lever.	Chrome Plated	Standard 32 hole	4249	}
All Models.	Sturmev Archer Expanding Brake Front Hub, complete with cable control, including handlebar lever and clips.	Chrome Plated	Standard 32 hole	4239	
	Ditto	Black enam'd.	Standard 32 hole	4239 B	
Tandems— all Models.	Sturmev Archer Expanding Brake Front Hub, tandem pattern, complete (less cable and cover).	Chrome Plated	Tandem 32 hole	8117	
REAR HUBS.					
All Models.	Sturmev Archer Free Wheel, Expanding Brake, Rear Hub, complete with rod control up to, and including bell crank.	Chrome Plated	—	4270	
All Models.	Sturmev Archer Three-speed, Expanding Brake, Rear Hub, complete with rod control up to, and including bell crank.	Chrome Plated	—	4380	
All Models.	Sturmev Archer Free Wheel, Expanding Brake, Rear Hub, complete with cable control, including handlebar lever and clips.	Chrome Plated	—	4240	Prices on applicat'n
	Ditto	Black enam'd.	—	4240 B	Black
All Models.	Sturmev Archer Three-speed, Expanding Brake, Rear Hub, complete with cable control, including handlebar lever and clips.	Chrome Plated	—	4381	
	Ditto	Black Enam'd.	—	4381 B	Black
Tandems— T1	British Tandem Free Wheel Expanding Brake Rear Hub complete, less controls.	Chrome Plated	Tandem 40H	8176	
T2	Trivelex Tandem Three-speed Expanding Brake Hub complete, less controls.	Chrome Plated	Tandem 40H	8116	
T2	Derailleur British Tandem Expanding Brake Hub, three-speed, complete, less controls.	Chrome Plated	Tandem 40H	8154	
All Models to order.	Trivelex three-speed Expanding Brake Hub, complete with cable controls, levers, etc., for handlebar.	Chrome Plated	Standard 40 hole	4382	
Do.	Derailleur Three-speed Expanding Brake Hub, complete with cable controls, levers, etc., for handlebars.	Chrome Plated	Standard 40 hole	4383	

Lists of replacement parts for Sturmev Archer, Trivelex and Derailleur Hubs can be supplied upon request.

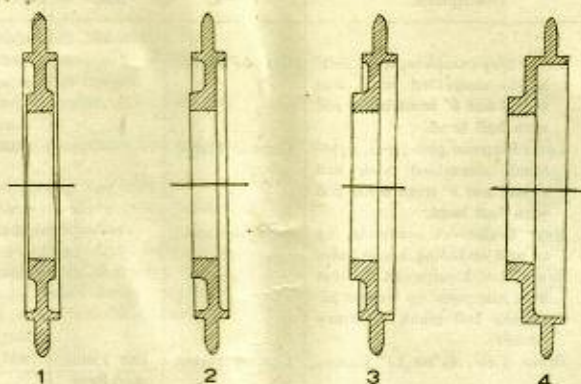
REPLACEMENT PARTS FOR EXPANDING HUB BRAKE ROD CONTROLS.

Model No.	Description.	Finish.	Size.	Part No.	Retail.
Rod Controlled Models.	Lever Stop complete, front, left-hand, assembled with ball swivel and 8" front brake rod with ball head.	Chrome Plated	—	6038	£ s. d. 7
Do.	Lever Stop complete, rear, right-hand, assembled with ball swivel and 8" front brake rod with ball head.	Chrome Plated	—	6039	7
Do.	Rear Brakework complete, up to and including brake tube.	Chrome and Black	—	6043	Price on applicat'n
Do.	Brake Rod Equipment for rear hub, complete up to and including bell crank (Sturmey Archer).	Black	—	6043	Price on applicat'n
Do.	Brake Tube, 4½" for 22" frame.	Chrome Plated	For Front and Rear	4574	1 3
	" " 6½" " 24" "	"	"	4576	1 3
	" " 8½" " 26" "	"	"	4578	1 3
	Adjuster Clip	—	"	6030	2
	" " Bolt	—	"	6031	2
	" " Nut	—	"	6032	1
	" " Washer	—	"	6033	doz. 6
	Bell Crank Joint	—	"	6041	4
	" " Screw	—	"	6042	2
	Front Brakework complete up to and including brake tube.	Chrome and Black	—	6044	Price on applicat'n
	Brake Rod Equipment for front hub, complete up to and including fulcrum lever.	Black	—	6046	Price on applicat'n

REPLACEMENT PARTS for HUB BRAKEWORK on TANDEM.

Model.	Description.	Finish.	Size.	Part No.	Retail.
					£ s. d.
FRONT WHEEL CONTROLS—T1 and 2.					
All Models.	Complete Control for Sturmey Archer Expanding Brake Tandem Front Hub.	—	—	8144	5 6
	Hand Lever complete, assembled with clip.	—	—	8023	3 3
	Cable, complete with casing, nipples, anchor and adjustor.	—	—	8121	2 9
	Outer Casing	Black	No. 2 36½"	8122	10
	Inner Wire	—	" 40½"	8123	4
	Casing End Ferrules	—	—	8124	1
	Cable Nipples, bottom head ..	Brass	—	8125	1
	" " top head ..	—	—	8126	1
	Cable Anchor (cable to hub), complete with bolt.	—	—	8127	1 6
	Adjuster for Cable, complete with two locknuts.	—	—		

Sectional illustrations of B.S.A. and Eadie Hub Chain Wheels.



PATTERN NO. 1

for use with

- $1\frac{1}{2}$ " c.l. B.S.A. Three-speed Hub.
- $1\frac{1}{2}$ " c.l. Eadie Two-speed Coaster.
- $1\frac{1}{2}$ " c.l. Eadie Coaster Hub, wide pattern shell.

PATTERN NO. 2

for use with

- $1\frac{1}{8}$ " c.l. B.S.A. Three-speed Hub or $1\frac{7}{16}$ " c.l. reversed.
- $1\frac{3}{16}$ " c.l. Eadie Two-speed Coaster or $1\frac{1}{8}$ " c.l. reversed.
- $1\frac{1}{8}$ " c.l. Eadie Coaster Hub, wide pattern shell, or $1\frac{7}{16}$ " c.l. reversed.
- $1\frac{1}{8}$ " c.l. Eadie Coaster Hub, narrow pattern shell, reversed.

PATTERN NO. 3

for use with

- $1\frac{1}{8}$ " c.l. Standard B.S.A. Hub.
- $1\frac{1}{8}$ " c.l. B.S.A. Three-speed Hub.
- $1\frac{1}{2}$ " c.l. Standard B.S.A. Hub.
- $1\frac{1}{8}$ " c.l. Eadie Two-speed Coaster or $1\frac{1}{8}$ " reversed.
- $1\frac{1}{8}$ " c.l. Eadie Coaster Hub, wide pattern shell, or $1\frac{1}{8}$ " reversed.
- $1\frac{1}{2}$ " c.l. Eadie Coaster Hub, narrow pattern shell.
- $1\frac{1}{2}$ " c.l. Standard B.S.A. Hub.

PATTERN NO. 4

for use with

- $1\frac{1}{2}$ " c.l. B.S.A. Three-speed Hub.
- $1\frac{1}{2}$ " c.l. Eadie Two-speed Coaster Hub.
- $1\frac{1}{2}$ " c.l. Eadie Coaster Hub, wide pattern shell.

Replacement Parts for Hub Brakework on Tandems—*continued.*

Model No.	Description.	Finish.	Size.	Part No.	Retail.	
					£ s. d.	
REAR WHEEL CONTROLS—T1 and 2.						
All Models.	Complete Control for Trivelox, Derailleur, or Free Wheel Hub	—	—	8145	7 6	
	Hand Lever complete, assembled with clip.	—	—	6023	3 3	
	Cable, complete with casing and nipple (with long rod).	—	—	8129	4 6	
	Cable Adjuster	—	—	5958	4	
	Cable Adjuster Nut	—	—	5959	1	
	Outer Casing	Black	No. 2 43"	8130	1 0	
	Inner Wire	—	" 47"	8131	5	
	Casing End Ferrules	—	—	8124	1	
	Cable Nipples, top head	—	—	8126	1	
	Long Rod complete	—	—	8135		
	Long Rod Parts:—		Code No.			
	Spring Box	Chrome Plated	C.R.127	8136		
	" " Spring	Coloured	C.R.125	8137		
	Plunger for Spring Box for cable.	Cadmium Plated	C.R.129	8138		
	Brake Rod Nuts, $\frac{3}{16}$ "	"	C.R.126	8148	} Prices on application.	
	Brake Rod, $\frac{3}{8}$ " \times 39 $\frac{1}{2}$ "	Black	C.R.124B	8139		
	Brake Rod Spring	Black	C.R.125	8140		
	Spring Pad	Brass	C.R.123	8141		
	Lever Trunnion	Cadmium Plated	C.R.121	8142		
	Adjusting Nut	Brass	C.R.122	8143		
	Trunnion Washer	—	C.R.132	8146		
	Trunnion Nut	—	C.R.131	8147		
	Screwed Nipple	Brass	C.R.130	8132		
HUB COGS AND FREE WHEELS.						
	Hub Cogs—16T \times $\frac{1}{8}$ " \times $\frac{1}{2}$ "	—	—	} (For Part Nos. see chart).		1 5
	18T \times $\frac{1}{8}$ " \times $\frac{1}{2}$ "	—	—			1 5
	20T \times $\frac{1}{8}$ " \times $\frac{1}{2}$ "	—	—			1 5
	20T \times $\frac{3}{16}$ " \times $\frac{1}{2}$ "	—	—		1 5	
	Suitable for 1934 Model Cycles fitted as per following chart, in patterns to suit chain lines.					
	15T and 17T Cogs can be supplied in these patterns to order if desired.					
	Free Wheels, B.S.A. Pattern—			} (For Part Nos. see chart).		
	18T \times $\frac{1}{8}$ " \times $\frac{1}{2}$ "	—	—			
	20T \times $\frac{1}{8}$ " \times $\frac{1}{2}$ "	—	—			
	20T \times $\frac{3}{16}$ " \times $\frac{1}{2}$ "	—	—			
	Suitable for 1934 Model Cycles fitted as per following chart, in patterns to suit chain lines.					
	Other sizes can be supplied to order; prices and particulars upon application.					

CHART OF HUB COGS AND FREE WHEELS
used on 1934 Model Cycles.

Model No.	DESCRIPTION.	HUB COGS.		FREE WHEELS.		Part No.
		Patt No	Size.	Patt No	Size.	
400	Gent's Roadster— Coaster	3	18T × 1/2" × 1/2"			5553
400A	Free Wheel			1-1-1	18T × 1/2" × 1/2"	5541
400D	3 Speed	1	18T × 1/2" × 1/2"			5554
400E	" "	3	18T × 1/2" × 1/2"			5553
400G	" "	3	18T × 1/2" × 1/2"			5553
401	Gent's Light Roadster—Coaster	3	18T × 1/2" × 1/2"			5553
401A	Free Wheel			1-1-1	18T × 1/2" × 1/2"	5541
401D	3 Speed	1	18T × 1/2" × 1/2"			5554
401J	Free Wheel			1-1-1	18T × 1/2" × 1/2"	5541
402	Gent's Low Bottom Bracket Roadster—	3	18T × 1/2" × 1/2"			5553
402A	Free Wheel			1-1-1	18T × 1/2" × 1/2"	5541
402D	3 Speed	1	18T × 1/2" × 1/2"			5554
402E	" "	3	18T × 1/2" × 1/2"			5553
402G	" "	3	18T × 1/2" × 1/2"			5553
403	Gent's Club— Reversible	3	16T × 1/2" × 1/2"			5556
	2 cogs	3	18T × 1/2" × 1/2"			5553
403A	Reversible	3	16T × 1/2" × 1/2"			5556
	1 Cog			1-1-1	18T × 1/2" × 1/2"	5541
	1 Free Wheel					
404A	" " Roadster—					
	Free Wheel			1-1-1	18T × 1/2" × 1/2"	5541
404C	" " " " " "			1-1-1	18T × 1/2" × 1/2"	5541
404E	" " " " 3 Speed	3	18T × 1/2" × 1/2"			5553
404N	" " " " " "	3	18T × 1/2" × 1/2"			5553
405	" " Silver Wings—					
	Reversible	3	16T × 1/2" × 1/2"			5556
	2 Cogs	3	18T × 1/2" × 1/2"			5553
405A	" " " " 1 Cog	3	16T × 1/2" × 1/2"			5556
	1 Free Wheel			1-1-1	18T × 1/2" × 1/2"	5541
406	Lady's " " " " Reversible	3	16T × 1/2" × 1/2"			5556
	2 Cogs	3	18T × 1/2" × 1/2"			5553
406A	" " " " 1 Cog	3	16T × 1/2" × 1/2"			5556
	1 Free Wheel			1-1-1	18T × 1/2" × 1/2"	5541
407A	Gent's " " " " Free Wheel			1-1-1	18T × 1/2" × 1/2"	5541
408A	Lady's " " " " " "			1-1-1	18T × 1/2" × 1/2"	5541
417	Low Gravity Carrier—Coaster	4	20T × 1/2" × 1/2"			5560
417A	" " " " Free Wheel			1-1-1	20T × 1/2" × 1/2"	5542
418	Standard " Coaster	4	20T × 1/2" × 1/2"			5560
418A	" " " " Free Wheel			1-1-1	20T × 1/2" × 1/2"	5542
420	Lady's Roadster— Coaster	4	20T × 1/2" × 1/2"			5557
420A	Free Wheel			1-1-1	20T × 1/2" × 1/2"	5545
420D	3 Speed	3	20T × 1/2" × 1/2"			5558
421	Lady's Club—					
	Reversible	3	16T × 1/2" × 1/2"			5556
	2 Cogs	3	18T × 1/2" × 1/2"			5553
421A	" " 1 Cog	3	16T × 1/2" × 1/2"			5556
	1 Free Wheel			1-1-1	18T × 1/2" × 1/2"	5541
422A	" " Roadster Free Wheel			1-1-1	18T × 1/2" × 1/2"	5541
422C	" " " " " "			1-1-1	18T × 1/2" × 1/2"	5541
422E	" " Tourist 3 Speed	3	18T × 1/2" × 1/2"			5553
422N	" " " " " "	3	18T × 1/2" × 1/2"			5553
430	Boy's Juvenile— Coaster	3	20T × 1/2" × 1/2"			5558
430A	" " Free Wheel			1-1-1	20T × 1/2" × 1/2"	5545
430D	" " 3 Speed	1	20T × 1/2" × 1/2"			5561

**Chart of Hub Cogs and Free Wheels used on 1934
Model Cycles—continued.**

Model No.	DESCRIPTION.	HUB COGS.		FREE WHEELS.		Part No.
		Patt No	Size.	Patt No	Size.	
431	Girl's Juvenile Coaster	3	20T × ½" × ½"			5558
431A	" " Free Wheel			1-1-1	20T × ½" × ½"	5545
431D	" " 3 Speed	1	20T × ½" × ½"			5561
466E	Gent's Standard Roadster— 3 Speed	3	18T × ½" × ½"			5553
466G	" " " " "	3	18T × ½" × ½"			5553
469E	Lady's " " " "	3	20T × ½" × ½"			5556
469G	" " " " "	3	20T × ½" × ½"			5558
472E, 472G	Gent's Low Bottom Bracket Standard Roadster—3 Speed	3	18T × ½" × ½"			5553
489A	Gent's Supereeze— Reversible 2 Cogs	3	16T × ½" × ½"			5556
489E	" " " " "	3	16T × ½" × ½"			5553
486A	Lady's " " " " " 1 Cog 1 Free Wheel	3	16T × ½" × ½"	1-1-1	18T × ½" × ½"	5556 5541
487 and	Gent's Supereeze De Light— 2 Cogs	2	16T × ½" × ½"			4338
487L	" " " " " Lightw't	2	18T × ½" × ½"			4339
488E	Gent's Supereeze Tourist— 3 Speed	3	18T × ½" × ½"			5553
T1	Tandem Free Wheel			1-1-1	18T × ½" × ½"	
T1	Tandem Free Wheel			1-1-1	18T × ½" × ½"	5541
T2	" " Derailleur 3 Speed		23T × ½" × ½" 18T × ½" × ½" 14T × ½" × ½"			8157 8158 8159
T2	" " Trivelox 3 Speed		23T × ½" × ½" 18T × ½" × ½" 14T × ½" × ½"			8162 8163 8164
All Models	Expanding Brake Hubs fitted with free wheels			1-1-1	18T × ½" × ½"	5541
" "	Expanding Brake Hubs fitted with 3 Speed Gear Sturmey Archer		18T × ½" × ½"			8384

B.S.A. FREE WHEEL COMPONENTS.

Model No.	Description.	Finish	Size.	Part No.	Retail.
All Models requiring Free Wheels.	Chain Ring—16T × ½" × ½P ..	—	—	G2	Prices on applica- tion.
	18T × ½" × ½P ..	—	—	G1	
	20T × ½" × ½P ..	—	—	"	
	20T × ½" × ½P ..	—	—	"	
	Inner Ring	—	—	G5	
	Side Ring Inner	—	—	G7	
	Oil Hole Cover	—	—	G16	
	Pawl Springs	—	—	G13, 18T G14, 16T	
	" Pegs	—	—	—	
	Pawls	—	—	G11, 18T G12, 16T	
Side Ring, outer	—	—	G8, 18T G10, 16T		
Adjusting Washers (pen steel).	—	—	G18		
Wire Spacers	—	—	G20		

B.S.A. Free Wheel Components—continued.

Model No.	Description.	Finish.	Size.	Part No.	Retail.
Standard	Chain Adjusters—				£ s. d.
Roadster	Free Wheels and Coasters, $\frac{1}{2}$ " hole.	—	—	4753/5	4
	Three-speed, $\frac{3}{8}$ " hole ..	—	—	5220	4
	Sturmev Archer Hubs, $\frac{11}{16}$ " hole.	—	—	4385	4
488E	Supereeze Special Racing Type	—	—	4386	5

B.S.A. CHAINS. New Pattern Roller.

Model No.	Description.	Finish.	Size.	Part No.	Retail.
430/1	Boy's and Girl's Junior—				£ s. d.
	18"×24" frame	—	100L× $\frac{1}{2}$ "× $\frac{1}{4}$ "	5435	4 3
	20"×26" frame	—	106L× $\frac{1}{2}$ "× $\frac{1}{4}$ "	"	4 6
400, 466	Gent's Roadster	—	113L× $\frac{1}{2}$ "× $\frac{1}{4}$ "	"	4 9
401, 402	" "	—	108L× $\frac{1}{2}$ "× $\frac{1}{4}$ "	"	4 6
470, 472	Lady's Roadster	—	110L× $\frac{1}{2}$ "× $\frac{1}{4}$ "	"	4 6
420, 469					
403, 404					
405, 406					
407, 408	Club Frames, lady's and gent's	—	104L× $\frac{1}{2}$ "× $\frac{1}{4}$ "	"	4 6
409, 410					
421, 422					
483A, 483E	Supereeze	—	104L× $\frac{1}{2}$ "× $\frac{1}{4}$ "	"	4 6
486A, 487					
488E	Gent's Supereeze Tourist ..	—	105L× $\frac{1}{2}$ "× $\frac{1}{4}$ "	"	4 6
417, 418	Carriers	—	110L× $\frac{1}{2}$ "× $\frac{5}{8}$ "	5437	7 0
T2	Tandems	Front	129L× $\frac{1}{2}$ "× $\frac{1}{4}$ "	5435	5 3
		Rear	114L× $\frac{1}{2}$ "× $\frac{1}{2}$ "		
	Length of chain must be stated when ordering as well as Part No.				
	Chain Components—				
	Chain Coupling, "S" pattern	—	—	4350	2
	" " half link ..	—	—	4351	2
	" " cranked link	—	—	4352	3
	Inner Link, with bushes and rollers.	—	—	4353	2

B.S.A. MUDGUARDS.

Model No.	Description.	Finish.	Size.	Part No.	Retail.	
CELLULOID MUDGUARDS, complete with stays and fittings.						
483, 486, 488	Supereze (front)	Black	26"	5207	} Prices on applica- tion.	
	" (rear)	"	"	5208		
409	Clubman (front)	"	"	5207		
	" (rear)	"	"	5206		
487	De Light (front), special feather- weight with mudflap.	"	"	5209		
	De Light (rear), special feather- weight.	"	"	5210		
405, 406 407, 408	Silver Wings (front), with ex- tension.	Cream	"	5205		
	Silver Wings (rear)	"	"	5206		
	" (front)	Black	"	5205		
	" (rear)	"	"	5206		
T1 & T2	Tandem (front)	Black	26" wheel	5207		
	" (rear)	"	"	5208		
STEEL MUDGUARDS, complete with stays and fittings.						
401, 402, 471	} 26" Popular, half-round (front)	Black, Green L.	26"	5198		1 9
415, 430, 431		" " (rear)	"	5197	2 0	
471		" " lady's (rear)	"	5199	2 0	
400, 416, 420	} 28" " half-round (front)	Black, Green L.	28"	5013	1 9	
		" " (rear)	"	5012	2 0	
420		" " lady's	"	5014	2 0	
472	} 26" Shallow "D" Section Blade (front)	Black, Green L.	26"	4154	2 0	
		" " (rear)	"	4153	2 3	
466, 469	} 28" " " " (front)	Black, Green L.	28"	4151	2 0	
		" " (rear)	"	4152	2 3	
469	" " lady's (rear)	"	—	—	2 3	
402G, 472G	} 26" Deep "D" Section Blade (front)	Black, Green L.	26"	4158	2 3	
		" " (rear)	"	4159	2 6	
400G, 466G	} 28" " " " (front)	Black, Green L.	28"	4156	2 3	
		" " (rear)	"	4155	2 6	
403, 404	} 26" Spearpoint Ribbed Narrow Section Blade (front).	Black	26"	5211	1 9	
421, 422		" " (rear).	"	5212	2 0	
418	26" Carrier (front)	Black	26"	4165	2 3	
417, 418	" " (rear)	"	"	4164	2 6	
430, 431	} 24" Juvenile (front)	Black, Green L.	24"	4162	1 9	
		" " (rear)	"	4163	2 0	
417	20" Carrier (front)	Black	20"	6240	2 3	
410	} 26" Shallow "D" Special Stays (front)	Black, Green L.	26"	4375	2 0	
		" " (rear)	"	4374	2 3	
Replacement Parts for Mudguard Fittings.						
	Tee Bolts	—	—	5213	1	
	Wing Nuts for Tee Bolts	—	—	5214	1	
	Mudguard Pins "K"	Square Head	1" × 1/8"	C1-44A	1	
	Fibre Washers	—	1/8" × 1/4"	4741	doz. 6	
	Hexagon Nuts	—	3/8"	4616	1	
	Box Crown Screws	Square Head	1" × 1/8"	L8	1	
	Washers	—	1/2"	4621	doz. 6	
	Mudguard Screws for connecting stays, round head.	—	1" × 1/8"	E68	1	

B.S.A. STEERING HEAD COMPONENTS.

Model No.	Description.	Finish.	Size.	Part No.	Retail.
All Models.	Top Nuts	Chrome Plated or Black	—	1-1135	£ s. d. 6
	Screwed Top Ring	"	—	1-1133	6
	Socket Rings	Hardened— Cosletised	—	1-1131	4
	Bottom Ring	Chrome Plated or Black	—	1-1130	5
All Roadster	Lamp Brackets	Chrome Plated or Black	—	4699	6
Club. Supereeze.	" " long pattern	Chrome Plated	—	5170	9
	" " detachable	—	—	4790	1 0
	Handlebar Head Clip, complete with bolt and nut.	—	—	4317	1 6

SEAT LUG COMPONENTS.

Model No.	Description.	Finish.	Size.	Part No.	Retail.
All Roadster	Seat Lug Bolt, Nut and Washer complete.	Plated or Black	—	4673	£ s. d. 3
Club.	Ditto	"	—	4777	3

B.S.A. BOTTOM BRACKET COMPONENTS.

Model No.	Description.	Finish.	Size.	Part No.	Retail.
See Chart.	Bracket Spindle	Chrome Plated	1½" G.C.C.	1-691	£ s. d. 2 3
	" " " "	Black Enam'd	"	"	2 3
	" " " "	Chrome Plated	1½" G.C.C.	1-694	2 3
	" " " "	Black Enam'd	"	"	2 3
	" " " "	Chrome Plated	1½"	1-690	2 3
All Models.	Cups (right-hand)	Plated or Black	—	1-680	8
	" (left-hand)	"	—	1-682	8
	Lock Ring	"	—	1-688	5
See Chart.	Chain Wheel, Popular Pattern, with wheel crank combined }	"	42T × 5½" Ck.	5615	} 6 0
		"	44T × 6½" "	5616	
		"	48T × 6½" "	5617	
		"	46T × 7" "	5618	
		"	48T × 7" "	5619	
"	Chain Wheel, Standard Pattern, detachable, B.S.A. flanged, (State size when ordering.)	"	42T × ½" × ½"	A21	} 5 0
		"	44T × ½" × ½"	"	
		"	46T × ½" × ½"	"	
		"	48T × ½" × ½"	"	
"	Chain Wheel, Supereeze Pattern, detachable, B.S.A. flangeless, (State size when ordering, also mark "Flangeless.")	Chromium	44T × ½" × ½"	A21	} 5 0
		Black	46T × ½" × ½"	"	

B.S.A. Bottom Bracket Components—continued.

Model No.	Description.	Finish.	Size.	Part No.	Retail.		
See Chart.	Chain Wheels for Carriers, Popular pattern, with wheel crank combined.	Black	46T × ½" × ½" with 6½" ck.	5620	£ s. d. 6 0		
"	Wheel Crank, 5 pin fixing, oval pattern.			Plated or Black	6½"	C1-15A	5 0
"	For Standard machines				6½" G.C.C.	A75	5 0
"	Plain Crank, oval pattern, for Standard machines. (State size when ordering.)				7"	A75	5 0
"	Plain Crank, square pattern, for Popular machines.			Plated or Black	6½"	C1-18	3 0
"	Plain Crank, square pattern, for Popular machines.	7"	"		3 0		
"		5½"	5936		2 9		
"		6½"	6931		2 9		
Standard.	Chain Wheel Screws	"	7"	5933	2 9		
All Models.	Cotter Pins	"	"	A24	1		
"	Cotter Pin Nuts	"	"	A31	3		
"	" " Washers	"	"	A33	1½		
"	Lubricator	"	"	A34	doz. 6		
Supereeze.	Bracket Body Drain Plug	"	"	4672	1		
				5368	1		

REPAIRS AND RENOVATIONS TO PEDAL BICYCLES.

	RETAIL		
	Roadster.	Club.	Super-eeze.
	£ s. d.	£ s. d.	£ s. d.
Renovating cycle in black enamel with chromed parts (less gear case)	3 15 0	3 15 0	3 15 0
Renovating cycle in black enamel with chromed parts (with gear case)	4 0 0	4 0 0	4 0 0
Renovating cycle in all-black (less gear case)	3 15 0	3 15 0	3 15 0
Renovating cycle in all-black (with gear case)	4 0 0	4 0 0	4 0 0

N.B. The above renovation prices include the supplying and fitting of new pedal rubbers, brake blocks, mudguards, bearings throughout, the thorough overhaul of both hubs and re-building both wheels with new spokes, nipples and washers, but any further extras found necessary are charged for at current list prices.

Re-enamelling black and re-lining frame	12 6	12 6	12 6
Re-enamelling black and re-lining frame and fork and re-chrome crown	16 6	16 6	17 6
Fitting one tube to frame, re-setting, re-enamelling and re-lining	18 0	18 0	1 2 6
Fitting two tubes to frame, re-setting, re-enamelling and re-lining	1 0 0	1 0 0	1 5 0
Fitting one blade to front fork, re-setting, re-enamelling and re-lining	5 0	5 0	6 0
Fitting two blades to front fork, re-setting, re-enamelling and re-lining	6 6	6 6	8 6
Re-setting, re-enamelling and re-lining front fork	4 0	4 0	4 0
Fitting steering stem to front fork, re-setting, re-enamelling and re-lining	6 0	6 0	6 0
Fitting one chain stay tube to frame, re-enamelling and re-lining	18 0	1 0 0	1 2 6
Fitting two chain stay tubes to frame, re-enamelling and re-lining	1 0 0	1 2 6	1 5 0
Fitting one tube to back stay, re-enamelling and re-lining	5 0	17 6	1 2 6
Fitting two tubes to back stay, re-enamelling and re-lining	6 0	1 0 0	1 5 0
Fitting bottom bracket to frame, re-enamelling and re-lining	1 0 0	1 0 0	1 0 0
Re-chrome handle bar and fitting new pair of grips	5 6	5 6	5 6
Re-setting and re-chrome or re-enamel chain wheel and crank	3 0	3 0	—
Re-setting and re-chrome or re-enamel chain wheel only	—	—	2 0
Re-setting and re-chrome or re-enamel crank	1 6	1 6	1 6

Repairs and Renovations to Pedal Bicycles—continued.

	RETAIL		
	Roadster.	Club.	Super eeze.
	£ s. d.	£ s. d.	£ s. d.
Taking down pair of wheels, re-chrome rims and hubs and re-building	15 0 ..	15 0 ..	15 0
Taking down pair of wheels, re-enamel rims and hubs and re-building	10 6 ..	— ..	—
Re-building wheels with new rim, spokes and nipples (front or rear)	8 6 ..	8 6 ..	8 6
Re-enamelling black and re-lining gear case	5 6 ..	— ..	—
Extra for re-enamel green, maroon, or blue	7 6 ..	7 6 ..	7 6
Extra for re-enamel other colour or cream	10 0 ..	10 0 ..	10 0

With the exception of complete renovations, the above figures only allow for the part being sent for repair. Should the complete bicycle be sent mechanic's time for stripping and re-assembling will be charged extra.

GEAR CHART FOR 1934 PEDAL BICYCLES.

Model No.	DESCRIPTION.	Chain Line.	Bracket Axle.	Chain Wheel.	Wheel Crank.	Plain Crank.	Clearance.
Popular.							
400 & A.D.E.G.	Gent's Roadster ..	1½"	1-694	46T × ½" × ½" with wheel combined.	7"	7"	Gearcase
401 & A.D.J.	" Light Roadster ..	"	"	48T × ½" × ½"	6½"	6½"	"
402 & A.D.E.G.	" Low B. Roadster ..	"	"	"	"	"	"
403 & A.D.	" Club	"	"	44T × ½" × ½"	"	"	"
404 & A.C.E.N.	" Club Roadster ..	"	"	"	"	"	"
405, 407A	" Club Silver Wings	"	"	"	"	"	"
406, 408A	Lady's Club Silver Wings	"	"	"	"	"	"
409, 410	Clubman	"	"	"	"	"	"
415	Gent's Hub Brakes 26" w	"	"	48T × ½" × ½"	"	"	"
416	" " " 28" w	"	"	46T × ½" × ½"	7"	7"	"
417	Carrier, Low Gravity ..	1½"	1-691	46T × ½" × ½"	6½"	6½"	"
418	" " Standard ..	"	"	"	"	"	"
420	Lady's Roadster ..	"	"	44T × ½" × ½"	"	"	"
421 & A.D.	" Club	1½"	1-694	"	"	"	"
422 & A.C.E.N.	" " Roadster ..	"	"	"	"	"	"
430	Juvenile, Boy's ..	"	"	42T × ½" × ½"	5½"	5½"	"
431	" Girl's	"	"	"	"	"	"

Popular Range fitted with chain wheel with wheel crank combined, not detachable.

Standard.							
466 & E.G.	Gent's Roadster ..	1½"	1-691	46T × ½" × ½"	7"	7"	Gearcase
470 & A.D.J.K.	" Light Roadster ..	1½"	1-690	48T × ½" × ½"	6½"	6½"	Not gearcase
472 & E.G.	" Low B. Roadster ..	1½"	1-691	"	6½"	6½"	Gearcase
469 & A.E.G.	Lady's Roadster ..	"	"	44T × ½" × ½"	6½"	6½"	"

Standard Range fitted with detachable flange chain wheel.


Supereeze.							
483A & E.	Gent's	1½"	1-690	44T × ½" × ½"	6½"	6½"	Not gearcase
486A	Lady's	"	"	"	"	"	"
487 & 487L.	De Light	"	"	"	spec'l fluted	spec'l fluted	"
488E.	Tourist	1½"	1-691	46T × ½" × ½"	6½"	6½"	Gearcase

Supereeze Range fitted with detachable flangeless chain wheel.

B.S.A. PEDAL COMPONENTS.

Model No.	DESCRIPTION.	Finish.	Size.	Part No.	Retail.
All Roadster (Gent's and Lady's)	Rubber Pedals	Chrome Plated	3½"	5311r.h. 5329l.h.	£ s. d. pair 7 0
	" "	Black Enam'd	"	" "	" 7 0
	" "	Chrome Plated	4"	5281r.h. 5299l.h.	" 7 0
	" "	Black Enam'd	"	" "	" 7 0
	" "	Chrome Plated	4½"	5322r.h. 5324l.h.	" 7 6
	" "	Black Enam'd	"	" "	" 7 6
Replacement Parts.					
	Cones	—	—	5286	3
	Dust Caps for Rubber Pedals	Plated or Black	—	5285	3
	End Plates for Rubber Pedals	"	—	5284	3
	Pedal Lock Nuts	—	—	P20	doz. 6
	Pedal Pins—				
	L.H. and R.H., Rubber	Plated or Black	3½"	5312r.h. 5330l.h.	9
	" " " "	"	4"	5282r.h. 5300l.h.	9
	" " " "	"	4½"	5288r.h. 5308l.h.	9
	Pedal Centres, Rubber ..	"	3½"	5313	9
	" " " "	"	4"	5283	9
	" " " "	"	4½"	5309	9
	Stretcher Bars, Rubber ..	—	3½"	5314	2
	" " " "	—	4"	5287	2
	" " " "	—	4½"	5310	2
	Stretcher Bar Nut	—	—	—	1
	Rubbers (in sets of 4) ..	—	3½/4½"	4360	1 0
	Band Cover for oil hole lubricator	—	—	5325	1
Steel Balls.					
	Ball Bearings, ½"	—	—	4674	per gross
	" " ⅜"	—	—	4676	" "
	" " ¼"	—	—	4675	" "

(Prices on application.)



Rubber Pedal.



New Pattern Rat-Trap Pedal.



Detachable Chain Wheel.

Copy of

B.S.A. Pedal Bicycle Guarantee.

EVERY Pedal Bicycle which is sold by us carries the following express agreements which take the place of and exclude all conditions, warranties and liabilities whatsoever which exist either by Common Law, Statute or otherwise. Any statement, description, condition, or representation contained in any catalogue, advertisement, leaflet, or other publication shall not be construed as enlarging, varying or over-riding these.

1.—We give no guarantee as to performance, quality or fitness for any particular purpose. Should any defect be alleged in material or workmanship within 50 years after purchase of a pedal bicycle from us or our accredited dealers, we undertake on the immediate return of the part which is alleged to be defective to our Works carriage paid, within such period to examine the same and should any fault be found by us on examination to be solely due to defective material or workmanship, we will repair the defective part or supply a new part in the place thereof, free of charge. We do not undertake to bear the cost of any work involved in reinstating a repaired or inserting a new part.

2.—This guarantee as to material or workmanship does not extend to (1) a second-hand Pedal Bicycle or (2) to a Pedal Bicycle which has been used for "Hiring-out" purposes or (3) to a Pedal Bicycle from which our Trade-marks or manufacturing numbers have been removed or (4) to a Pedal Bicycle which has carried a greater weight than it is designed to bear, or (5) any fitting, fitment or component made from any special material differing from our standard specifications such as duralumin or other similar light alloy. And this guarantee does not extend to defects caused by racing, wear and tear, dirt, neglect, misuse or accident.

3.—Our responsibility is limited to the terms of this guarantee and we will not be answerable for any contingent or resulting liability or loss arising through any defect or for any claim for labour, material or other expenditure incurred in remedying any defect.

4.—When claiming under this guarantee the claimant must furnish us with the number of the machine which will be found stamped on the seat lug of the frame, the name of the dealer from whom he purchased and the date of purchase.

5.—This guarantee shall apply to parts repaired or replaced under clause 1 and such guarantee shall run concurrently with, and shall terminate on the same date as the guarantee under clause 1, all the aforesaid implied conditions, liabilities, and warranties being excluded.

6.—When returning machines for repairs all accessories should be removed. This guarantee shall not apply to any parts of a Pedal Bicycle which are not manufactured by us and all conditions, warranties and liabilities whatsoever implied, either by Common Law, Statute or otherwise relating to such parts are hereby excluded but we will assist the purchaser by any guarantee given to him by the manufacturer of such parts as shall not have been made by us.


Conditions of Sale.

We do not appoint agents in the legal sense for the sale of our cycles or other goods. We assign to Cycle Dealers (styled "Regional" Dealers) who carry on business on their own account, areas in which they have the exclusive or other right to sell goods purchased from us. A Regional Dealer purchasing from us, or a Sub-Dealer purchasing from him may, on our behalf (as our agent for this purpose only) give the guarantee printed above. Any such dealer is not without our express authority to advertise, incur any debts or transact any business whatsoever on our account, nor is he authorised, so as to bind us, to give any warranty or make any representation on our behalf, or to sell subject to or with any conditions other than those contained in such guarantee.


All prices are Strictly Net, and Cycle Dealers are not permitted to make any allowance.

The prices shown in this catalogue are subject to alteration without notice, and all orders will be charged for at the prices ruling at the time of delivery.

B.S.A. Cycles Limited reserve the right to alter designs or any constructional details of their manufactures at any time without giving notice.



IceniCAM Information Service



www.icenicam.org.uk