


HOW QUALITY IS BUILT INTO THE **Ace** CYCLE



**Ace** ROADSTER MODEL

GENT'S 2226G and 2426G; LADY'S 2226L. FRAME—Gent's, 22" or 24" with 26" or 28" wheels. Lady's, 22" with 26" or 28" wheels. Cranked seat and chain stays. WHEELS—Chromium-plated rims and rustless spokes. TYRES—Dunlop Roadster. HANDLE-BARS—North Road Raised or Ordinary Raised. BRAKES—Front and rear roller lever operated. SADDLE—Leather top, Coil spring. GEAR—Gent's, 46T chain wheel, with 6½" cranks and 18T free wheel. Lady's 44T chain wheel, with same cranks and free wheel. Finish—Black enamel on special undercoating with bronze lines. All usual bright parts heavily chromium-plated. Inflator, Tool-bag, Spanner and Oil-can. Colour enamel extra.

*Our range of Adult Roadster, Sports and Light Tourist Models is now available to supplement our very large range of juvenile and junior cycles, tri-cycles and cyclettes all over the world.*

**Ace** QUALITY *Sells...*



The ACE Roadster Model has been produced in answer to numerous requests received from overseas clients arising from the already great popularity in their territories of the "Ace" juvenile cycles and tricycles. It is of the same high standard of quality which characterises all "Ace" products and creates a ready demand for them everywhere.

**B.I.F. STAND Nos. N.56 & 57**

**CHARLES TWIGG & CO. LTD.**

{ Charles Twigg & Co. Ltd., Birmingham 22  
Export Division: Charles Twigg & Co. (Export/Import) Ltd.  
38 Park Street, London, W.1.

# IceniCAM Information Service



[www.icenicam.org.uk](http://www.icenicam.org.uk)